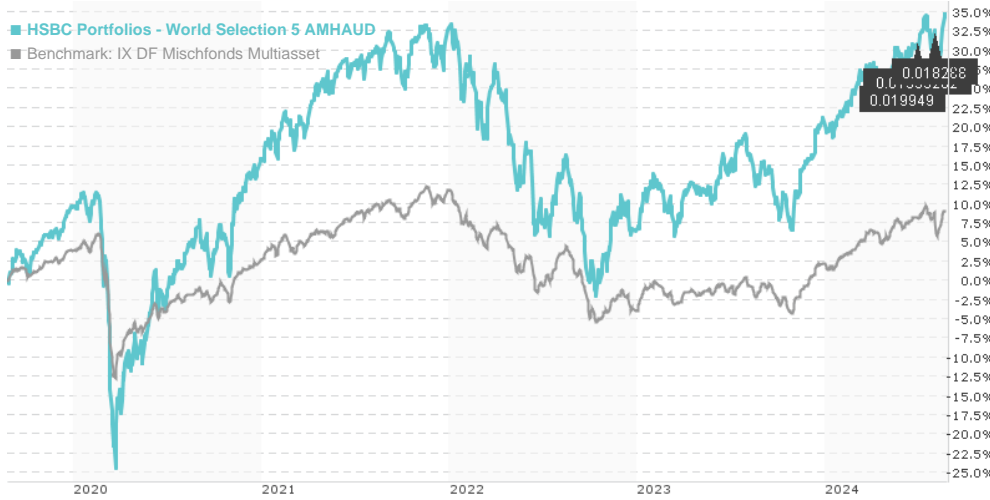


HSBC Portfolios - World Selection 5 AMHAUD / LU1066050417 / HS0114 / HSBC Inv. Funds (LU)

|                              |           |             |                 |            |
|------------------------------|-----------|-------------|-----------------|------------|
| Last 08/22/2024 <sup>1</sup> | Region    | Branch      | Type of yield   | Type       |
| 11.93 AUD                    | Worldwide | Multi-asset | paying dividend | Mixed Fund |



Risk key figures

|   |                  |   |   |   |   |   |   |
|---|------------------|---|---|---|---|---|---|
| SRI                                     | 1                | 2 | 3 | 4 | 5 | 6 | 7 |
| Mountain-View Funds Rating <sup>2</sup> | EDA <sup>3</sup> |   |   |   |   |   |   |
|   |                  |   |   |   |   |   |   |

Yearly Performance

|      |         |
|------|---------|
| 2023 | +13.85% |
| 2022 | -19.91% |
| 2021 | +14.79% |
| 2020 | +5.74%  |
| 2019 | +20.30% |

| Master data         |                               | Conditions             |          | Other figures                                    |              |
|---------------------|-------------------------------|------------------------|----------|--|--------------|
| Fund type           | Single fund                   | Issue surcharge        | 4.17%    | Minimum investment                               | USD 5,000.00 |
| Category            | Mixed Fund                    | Planned administr. fee | 0.00%    | Savings plan                                     | -            |
| Sub category        | Multi-asset                   | Deposit fees           | 0.00%    | UCITS / OGAW                                     | Yes          |
| Fund domicile       | Luxembourg                    | Redemption charge      | 0.00%    | Performance fee                                  | 0.00%        |
| Tranch volume       | (08/22/2024) USD 2.46 mill.   | Ongoing charges        | -        | Redeployment fee                                 | 0.00%        |
| Total volume        | (08/22/2024) USD 366.87 mill. | Dividends              |          | Investment company                               |              |
| Launch date         | 7/1/2014                      | 31.07.2024             | 0.02 AUD | HSBC Inv. Funds (LU)                             |              |
| KESt report funds   | No                            | 28.06.2024             | 0.02 AUD | 18, Boulevard de Kockelscheuer, 1821, Luxembourg |              |
| Business year start | 01.08.                        | 29.05.2024             | 0.02 AUD | Luxembourg                                       |              |
| Sustainability type | -                             | 24.04.2024             | 0.02 AUD | www.assetmanagement.hsbc.lu                      |              |
| Fund manager        | Kate Morrissey                | 27.03.2024             | 0.02 AUD |  |              |

| Performance      | 1M     | 6M     | YTD     | 1Y      | 2Y      | 3Y      | 5Y      | Since start |
|------------------|--------|--------|---------|---------|---------|---------|---------|-------------|
| Performance      | +1.63% | +8.70% | +11.06% | +19.24% | +18.80% | +4.32%  | +33.39% | +57.86%     |
| Performance p.a. | -      | -      | -       | +19.18% | +8.98%  | +1.42%  | +5.93%  | +4.60%      |
| Sharpe ratio     | 1.04   | 1.43   | 1.50    | 1.59    | 0.50    | -0.17   | 0.17    | 0.09        |
| Volatility       | 16.83% | 10.28% | 9.57%   | 9.88%   | 10.95%  | 12.15%  | 13.75%  | 11.89%      |
| Worst month      | -      | -2.39% | -2.39%  | -4.05%  | -9.07%  | -9.07%  | -13.56% | -13.56%     |
| Best month       | -      | 2.91%  | 4.83%   | 8.08%   | 8.08%   | 8.08%   | 10.95%  | 10.95%      |
| Maximum loss     | -5.52% | -6.77% | -6.77%  | -7.72%  | -13.54% | -26.60% | -32.26% | -           |

Distribution permission

Germany, Luxembourg

<sup>1</sup> Important note on update status: The displayed date refers exclusively to the calculation of the NAV.

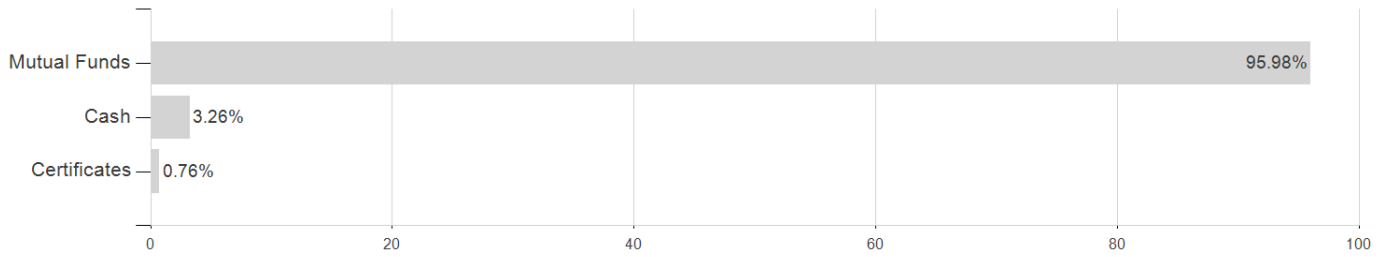
<sup>2</sup> The Mountain-View Data Fund Rating calculates a comparative ranking for funds using yield, volatility and trend data. For more information visit [MVD Funds Rating](#)

<sup>3</sup> Displays the Ethical-Dynamical Ratio calculated according to standard criteria. The maximum value is 100. For more information visit [EDA](#)

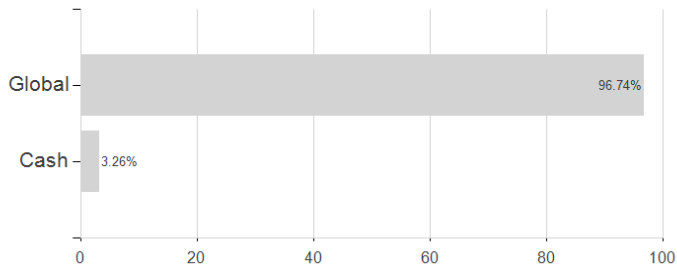
**HSBC Portfolios - World Selection 5 AMHAUD / LU1066050417 / HS0114 / HSBC Inv. Funds (LU)**

Assessment Structure

Assets



Countries



Largest positions

