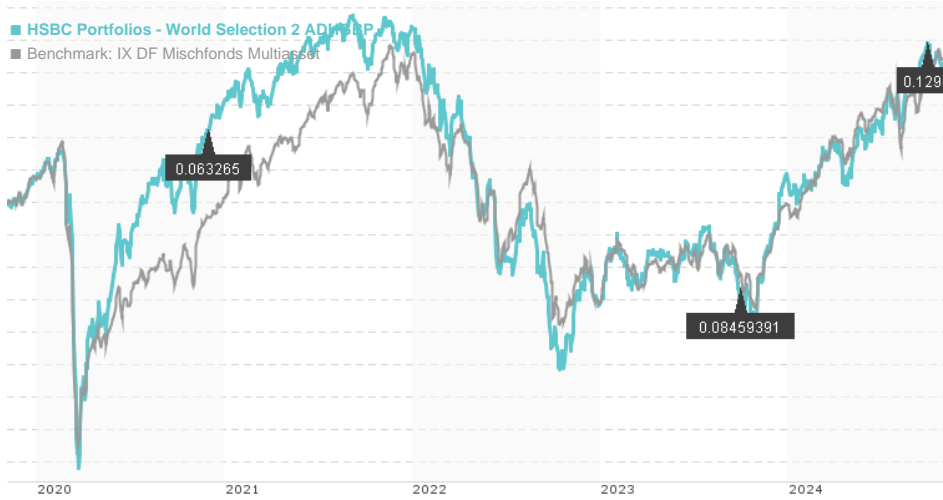


HSBC Portfolios - World Selection 2 ADHGBP / LU1313186931 / HS0082 / HSBC Inv. Funds (LU)

Last 10/31/2024 ¹	Region	Branch	Type of yield	Type
11.56 GBP	Worldwide	Multi-asset	paying dividend	Mixed Fund



Risk key figures

SRI	1	2	3	4	5	6	7
Mountain-View Funds Rating ²	EDA ³						
	71						

Yearly Performance

2023	+8.58%
2022	-15.47%
2021	+4.29%
2020	+4.78%
2019	+11.65%

Master data		Conditions		Other figures	
Fund type	Single fund	Issue surcharge	4.17%	Minimum investment	GBP 5,000.00
Category	Mixed Fund	Planned administr. fee	0.00%	Savings plan	-
Sub category	Multi-asset	Deposit fees	0.00%	UCITS / OGAW	Yes
Fund domicile	Luxembourg	Redemption charge	0.00%	Performance fee	0.00%
Tranch volume	(10/31/2024) USD 0.180 mill.	Ongoing charges	-	Redeployment fee	0.00%
Total volume	(10/31/2024) USD 480.38 mill.	Dividends		Investment company	
Launch date	12/21/2015	27.09.2024	0.13 GBP	HSBC Inv. Funds (LU)	
KESt report funds	No	29.09.2023	0.08 GBP	18, Boulevard de Kockelscheuer, 1821, Luxembourg	
Business year start	01.08.	27.11.2020	0.06 GBP	Luxembourg	
Sustainability type	-	29.11.2019	0.11 GBP	www.assetmanagement.hsbc.lu	
Fund manager	Kate Morrissey	30.11.2018	0.11 GBP		

Performance	1M	6M	YTD	1Y	2Y	3Y	5Y	Since start
Performance	-2.02%	+5.50%	+5.65%	+15.56%	+17.22%	-2.72%	+7.65%	+23.36%
Performance p.a.	-	-	-	+15.51%	+8.26%	-0.92%	+1.48%	+2.40%
Sharpe ratio	-7.07	1.56	0.73	2.26	0.93	-0.63	-0.23	-0.11
Volatility	3.45%	5.23%	5.19%	5.54%	5.62%	6.26%	6.88%	5.75%
Worst month	-	-2.02%	-2.02%	-2.02%	-2.68%	-5.75%	-9.65%	-9.65%
Best month	-	1.73%	3.96%	5.21%	5.21%	5.21%	5.21%	5.21%
Maximum loss	-2.02%	-2.14%	-2.76%	-2.76%	-5.81%	-19.49%	-19.62%	-

Distribution permission

Germany, Luxembourg, Czech Republic

¹ Important note on update status: The displayed date refers exclusively to the calculation of the NAV.

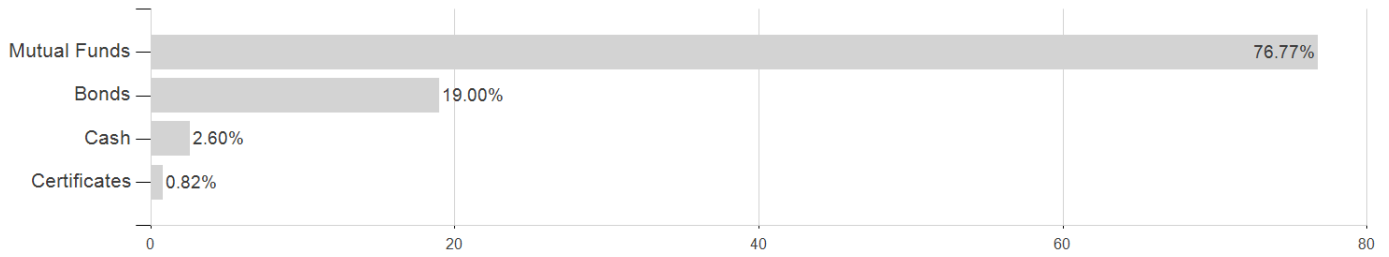
² The Mountain-View Data Fund Rating calculates a comparative ranking for funds using yield, volatility and trend data. For more information visit [MVD Funds Rating](#)

³ Displays the Ethical-Dynamical Ratio calculated according to standard criteria. The maximum value is 100. For more information visit [EDA](#)

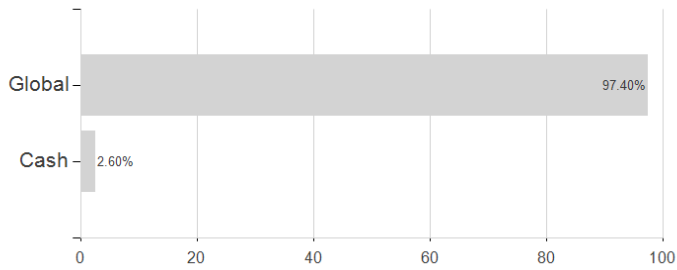
HSBC Portfolios - World Selection 2 ADHGBP / LU1313186931 / HS0082 / HSBC Inv. Funds (LU)

Assessment Structure

Assets



Countries



Largest positions

