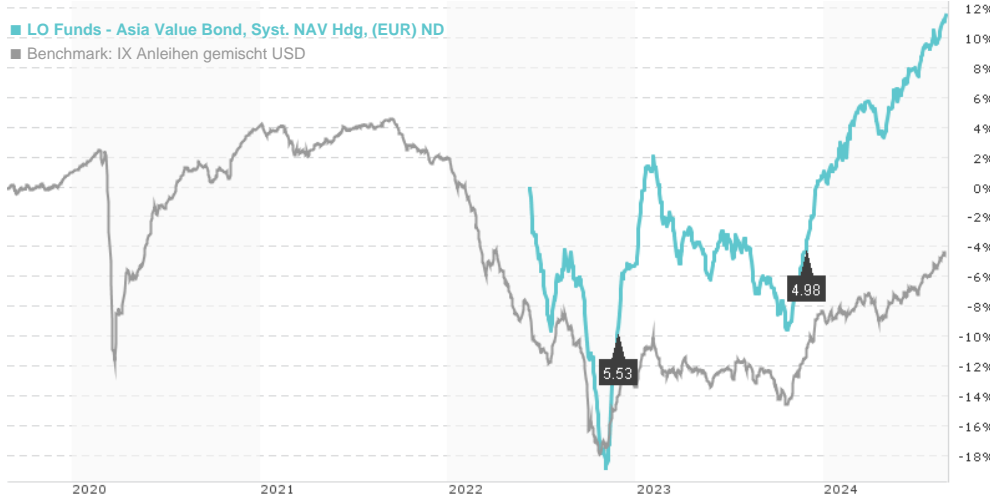


LO Funds - Asia Value Bond, Syst. NAV Hdg, (EUR) ND / LU1480985909 / A2ARVK / Lombard Odier F.(EU)

| | | | | |
|------------------------------|--------------|--------------|-----------------|-------------------|
| Last 08/26/2024 ¹ | Region | Branch | Type of yield | Type |
| 95.27 EUR | Asia/Pacific | Bonds: Mixed | paying dividend | Fixed-Income Fund |



Risk key figures

SRI: 1 2 **3** 4 5 6 7

Mountain-View Funds Rating²: EDA³

▲▲▲▲▲▲ 77

Yearly Performance

2023: +6.14%

| Master data | | Conditions | | Other figures | |
|---------------------|--|------------------------|----------|--|------------------|
| Fund type | Single fund | Issue surcharge | 5.00% | Minimum investment | CHF 1,000,000.00 |
| Category | Bonds | Planned administr. fee | 0.00% | Savings plan | - |
| Sub category | Bonds: Mixed | Deposit fees | 0.00% | UCITS / OGAW | Yes |
| Fund domicile | Luxembourg | Redemption charge | 0.00% | Performance fee | 0.00% |
| Tranch volume | (08/26/2024) USD 9.39 mill. | Ongoing charges | - | Redeployment fee | 0.00% |
| Total volume | (08/26/2024) USD 2,167.48 mill. | Dividends | | Investment company | |
| Launch date | 1/10/2019 | 27.11.2023 | 4.98 EUR | Lombard Odier F.(EU) | |
| KEST report funds | Yes | 25.11.2022 | 5.53 EUR | 291, route d'Arlon, L-1150, Luxembourg | |
| Business year start | 01.10. | | | Luxembourg | |
| Sustainability type | - | | | https://www.lombardodier.com | |
| Fund manager | Bajaj, Wang, Kwan, Bracey, Sharma, Sunil | | | | |

| Performance | 1M | 6M | YTD | 1Y | 2Y | 3Y | 5Y | Since start |
|------------------|--------|--------|---------|---------|---------|--------|-------|-------------|
| Performance | +2.01% | +6.85% | +10.76% | +20.11% | +16.69% | - | - | +11.63% |
| Performance p.a. | - | - | - | +20.17% | +8.01% | - | - | +5.08% |
| Sharpe ratio | 6.00 | 3.03 | 3.18 | 3.70 | 0.65 | - | - | 0.22 |
| Volatility | 3.81% | 3.53% | 4.25% | 4.51% | 6.94% | 0.00% | 0.00% | 7.03% |
| Worst month | - | -1.91% | -1.91% | -3.02% | -7.47% | -7.47% | 0.00% | -7.47% |
| Best month | - | 2.46% | 4.33% | 6.04% | 11.65% | 11.65% | 0.00% | 11.65% |
| Maximum loss | -0.86% | -2.34% | -2.34% | -3.83% | -15.14% | 0.00% | 0.00% | - |

Distribution permission

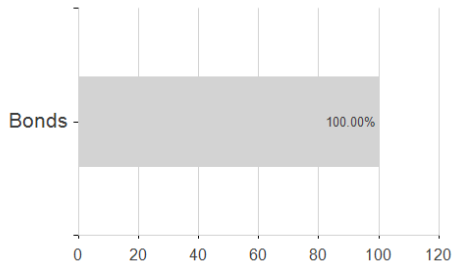
Austria, Germany, Switzerland, Luxembourg

¹ Important note on update status: The displayed date refers exclusively to the calculation of the NAV.
² The Mountain-View Data Fund Rating calculates a comparative ranking for funds using yield, volatility and trend data. For more information visit [MVD Funds Rating](#)
³ Displays the Ethical-Dynamical Ratio calculated according to standard criteria. The maximum value is 100. For more information visit [EDA](#)

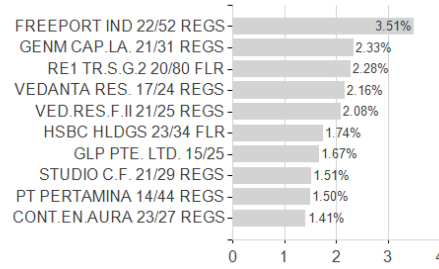
LO Funds - Asia Value Bond, Syst. NAV Hdg, (EUR) ND / LU1480985909 / A2ARVK / Lombard Odier F.(EU)

Assessment Structure

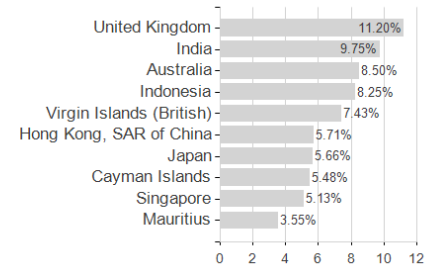
Assets



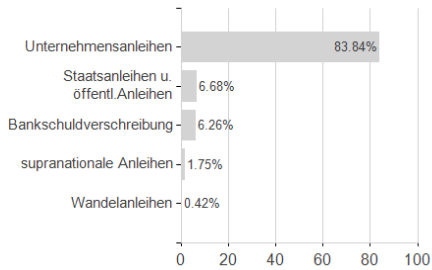
Largest positions



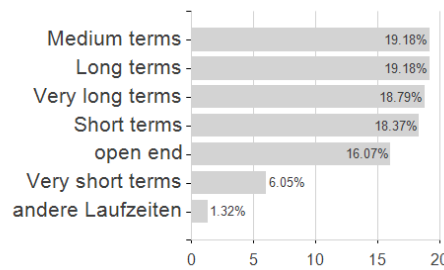
Countries



Issuer



Duration



Currencies

