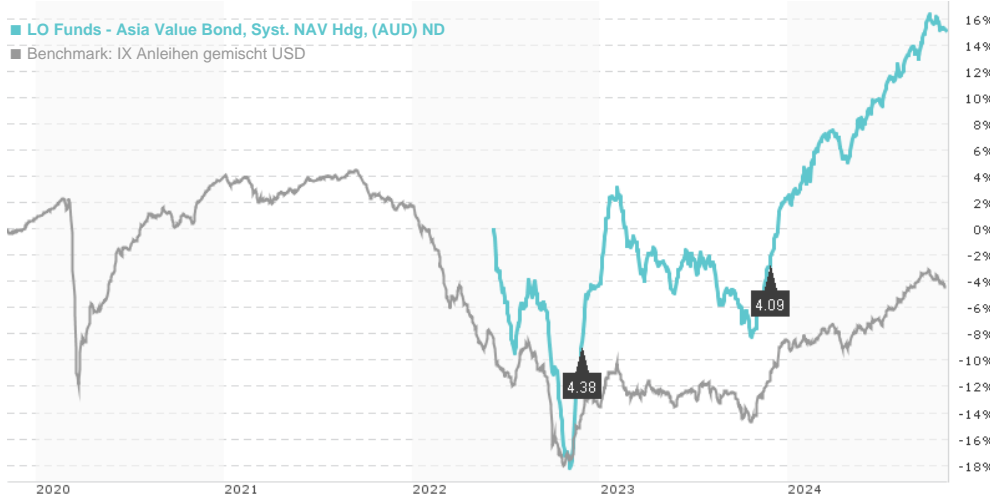


LO Funds - Asia Value Bond, Syst. NAV Hdg, (AUD) ND / LU2093676885 / A2PWY8 / Lombard Odier F.(EU)

Last 11/04/2024 <sup>1</sup>	Region	Branch	Type of yield	Type
77.87 AUD	Asia/Pacific	Bonds: Mixed	paying dividend	Fixed-Income Fund



**Risk key figures**

SRI: 1 2 3 4 5 6 7

Mountain-View Funds Rating<sup>2</sup>: EDA<sup>3</sup>

▲▲▲▲▲▲ 77

**Yearly Performance**

2023: +6.73%

Master data		Conditions		Other figures	
Fund type	Single fund	Issue surcharge	5.00%	Minimum investment	CHF 1,000,000.00
Category	Bonds	Planned administr. fee	0.00%	Savings plan	-
Sub category	Bonds: Mixed	Deposit fees	0.00%	UCITS / OGAW	Yes
Fund domicile	Luxembourg	Redemption charge	0.00%	Performance fee	0.00%
Tranch volume	(11/04/2024) USD 48.79 mill.	Ongoing charges	-	Redeployment fee	0.00%
Total volume	(11/04/2024) USD 2,249.22 mill.	<b>Dividends</b>		<b>Investment company</b>	
Launch date	2/5/2020	27.11.2023	4.09 AUD	Lombard Odier F.(EU)	
KESr report funds	Yes	25.11.2022	4.38 AUD	291, route d'Arlon, L-1150, Luxembourg	
Business year start	01.10.			Luxembourg	
Sustainability type	-			https://www.lombardodier.com	
Fund manager	D. Bajaj, N. Sunil				

Performance	1M	6M	YTD	1Y	2Y	3Y	5Y	Since start
Performance	-0.73%	+7.79%	+12.54%	+22.02%	+40.47%	-	-	+15.26%
Performance p.a.	-	-	-	+22.09%	+18.49%	-	-	+6.07%
Sharpe ratio	-5.22	3.96	3.01	4.65	2.52	-	-	0.44
Volatility	2.18%	3.32%	3.99%	4.10%	6.13%	0.00%	0.00%	6.79%
Worst month	-	-0.76%	-1.87%	-1.87%	-3.18%	-7.33%	0.00%	-7.33%
Best month	-	2.47%	4.34%	6.09%	11.74%	11.74%	0.00%	11.74%
Maximum loss	-0.88%	-0.99%	-2.32%	-2.32%	-11.05%	0.00%	0.00%	-

**Distribution permission**

Austria, Germany, Switzerland, Luxembourg, Czech Republic

<sup>1</sup> Important note on update status: The displayed date refers exclusively to the calculation of the NAV.

<sup>2</sup> The Mountain-View Data Fund Rating calculates a comparative ranking for funds using yield, volatility and trend data. For more information visit [MVD Funds Rating](#)

<sup>3</sup> Displays the Ethical-Dynamical Ratio calculated according to standard criteria. The maximum value is 100. For more information visit [EDA](#)

**LO Funds - Asia Value Bond, Syst. NAV Hdg, (AUD) ND / LU2093676885 / A2PWY8 / Lombard Odier F.(EU)**

**Investment strategy**

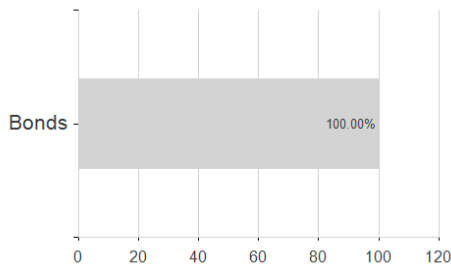
The Investment Manager will use its discretion with regard to the selection of instruments, markets (including emerging markets), maturity and currencies. The allocation is dynamic and flexible, based on ongoing market opportunity / risk. The Investment Manager may invest in Asian or emerging markets currencies bonds and not fully hedge the currency exposure, this will increase the volatility and the risk of the Sub-Fund. The use of derivatives is used for hedging and efficient of portfolio management but not as part of investment strategy.

**Investment goal**

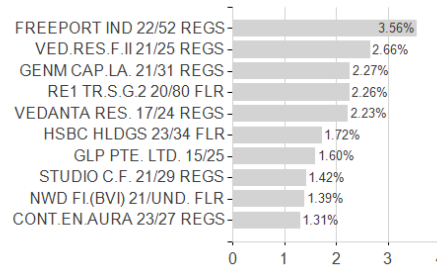
The Sub-Fund is actively managed. The JP Morgan Asia Credit TR index is used for performance comparison as well as internal risk monitoring purposes, without implying any particular constraints to the Sub-Fund's investments. Securities targeted by the Sub-Fund can be similar to those of the index to an extent that varies overtime but their weighting is expected to materially differ. The performance of the Sub-Fund may deviate materially from that of the index. The Sub-Fund invests mainly in bonds, other fixed or floating rate debt securities and convertible bonds of sovereign and corporate issuers having their main activity in Asia-Pacific (including Japan).

**Assessment Structure**

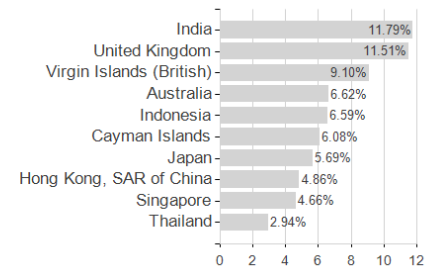
**Assets**



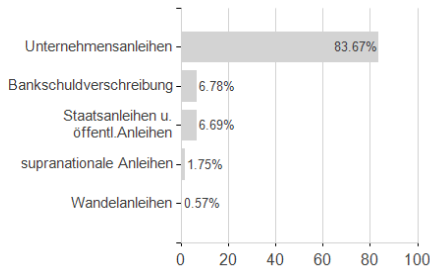
**Largest positions**



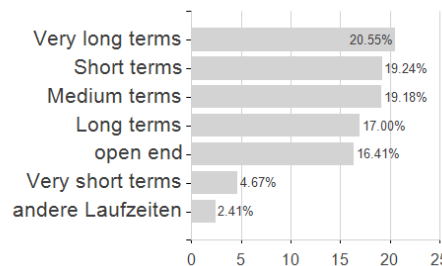
**Countries**



**Issuer**



**Duration**



**Currencies**

