

DNCA Invest - Eurose HI / LU1278537466 / A2ACEZ / DNCA FINANCE (LU)

Last 08/22/2024 ¹	Region	Branch	Type of yield	Type
119.20 CHF	Europe	Mixed Fund/Focus Bonds	reinvestment	Mixed Fund



Risk key figures

SRI	1	2	3	4	5	6	7	
Mountain-View Funds Rating ²							EDA ³	77

Yearly Performance

2023	+7.05%
------	--------

Master data		Conditions		Other figures	
Fund type	Single fund	Issue surcharge	1.00%	Minimum investment	CHF 200,000.00
Category	Mixed Fund	Planned administr. fee	0.00%	Savings plan	-
Sub category	Mixed Fund/Focus Bonds	Deposit fees	0.08%	UCITS / OGAW	Yes
Fund domicile	Luxembourg	Redemption charge	0.00%	Performance fee	0.00%
Tranch volume	(08/22/2024) EUR 1.04 mill.	Ongoing charges	-	Redeployment fee	0.00%
Total volume	(08/22/2024) EUR 2,523.21 mill.	Dividends		Investment company	
Launch date	12/21/2015	DNCA FINANCE (LU)			
KESr report funds	No	19 place Vendôme, 75001, Paris			
Business year start	01.01.	France			
Sustainability type	-	https://www.dnca-investments.com			
Fund manager	Jean-Charles MERIAUX, R. GRANDIS, D. LANTERNIER, A. LE CLAINCHE, B. PLANCHARD, E. BRUNET-MANARDO				

Performance	1M	6M	YTD	1Y	2Y	3Y	5Y	Since start
Performance	-0.21%	+2.02%	+1.11%	+3.63%	+8.36%	-	-	+11.59%
Performance p.a.	-	-	-	+3.62%	+4.09%	-	-	+5.28%
Sharpe ratio	-1.93	0.20	-0.69	0.03	0.16	-	-	0.48
Volatility	3.10%	2.71%	2.60%	2.57%	3.58%	0.00%	0.00%	3.67%
Worst month	-	-2.00%	-2.00%	-2.00%	-3.63%	-3.63%	0.00%	-3.63%
Best month	-	1.64%	1.64%	1.69%	3.45%	3.45%	0.00%	3.45%
Maximum loss	-1.29%	-2.08%	-2.08%	-2.08%	-5.01%	0.00%	0.00%	-

Distribution permission

Austria, Germany, Switzerland, Luxembourg, Czech Republic

¹ Important note on update status: The displayed date refers exclusively to the calculation of the NAV.

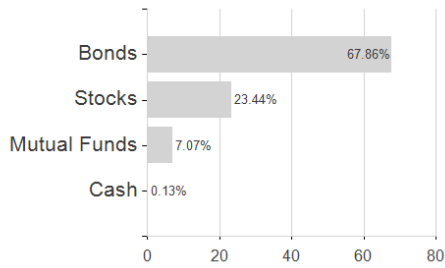
DNCA Invest - Eurose HI / LU1278537466 / A2ACEZ / DNCA FINANCE (LU)

2 The Mountain-View Data Fund Rating calculates a comparative ranking for funds using yield, volatility and trend data. For more information visit [MVD Funds Rating](#)

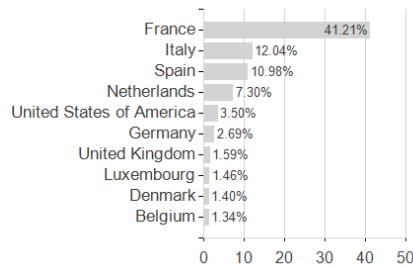
3 Displays the Ethical-Dynamical Ratio calculated according to standard criteria. The maximum value is 100. For more information visit [EDA](#)

Assessment Structure


Assets



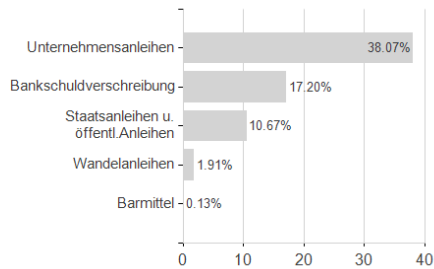
Countries



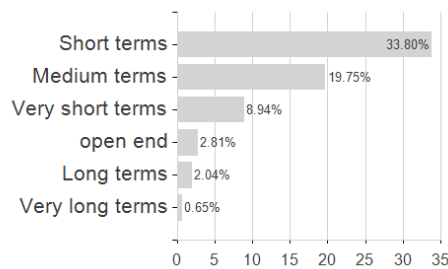
Largest positions



Issuer



Duration



Currencies

