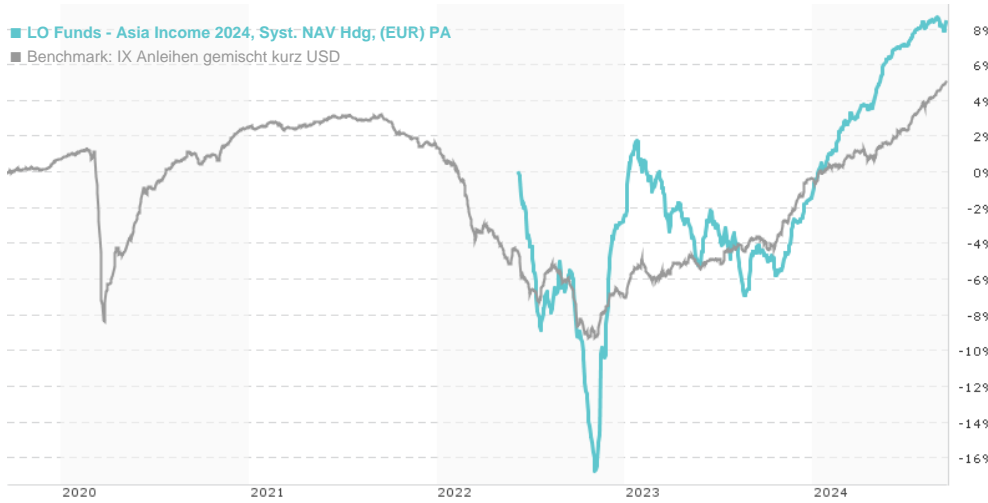


LO Funds - Asia Income 2024, Syst. NAV Hdg, (EUR) PA / LU2083275185 / A2PVSV / Lombard Odier F.(EU)

Last 09/16/2024 <sup>1</sup>	Region	Branch	Type of yield	Type
9.04 EUR	Asia/Pacific	Bonds: Mixed	reinvestment	Fixed-Income Fund

LO Funds - Asia Income 2024, Syst. NAV Hdg, (EUR) PA  
Benchmark: IX Anleihen gemischt kurz USD



Risk key figures

SRI	1	2	3	4	5	6	7
Mountain-View Funds Rating <sup>2</sup>	EDA <sup>3</sup>						85

Yearly Performance

2023	+1.00%
------	--------

Master data		Conditions		Other figures	
Fund type	Single fund	Issue surcharge	5.00%	Minimum investment	EUR 3,000.00
Category	Bonds	Planned administr. fee	0.00%	Savings plan	-
Sub category	Bonds: Mixed	Deposit fees	0.00%	UCITS / OGAW	Yes
Fund domicile	Luxembourg	Redemption charge	0.00%	Performance fee	0.00%
Tranch volume	(09/16/2024) USD 2.95 mill.	Ongoing charges	-	Redeployment fee	0.00%
Total volume	(09/16/2024) USD 124.82 mill.	Dividends		Investment company	
Launch date	12/13/2019	Lombard Odier F.(EU)			
KESt report funds	Yes	291, route d'Arlon, L-1150, Luxembourg			
Business year start	01.10.	Luxembourg			
Sustainability type	-	https://www.lombardodier.com			
Fund manager	D. Bajaj, N. Sunil, L. Sharma, XW. Poh, C. Keng Yee, J. Loh				

Performance	1M	6M	YTD	1Y	2Y	3Y	5Y	Since start
Performance	-0.08%	+5.24%	+9.98%	+13.05%	+14.81%	-	-	+8.47%
Performance p.a.	-	-	-	+13.09%	+7.14%	-	-	+3.63%
Sharpe ratio	-2.55	4.62	6.33	5.03	0.65	-	-	0.03
Volatility	1.71%	1.58%	1.73%	1.92%	5.66%	0.00%	0.00%	5.77%
Worst month	-	-0.21%	-0.21%	-0.86%	-7.18%	-7.18%	0.00%	-7.18%
Best month	-	2.15%	2.44%	2.89%	11.54%	11.54%	0.00%	11.54%
Maximum loss	-0.69%	-0.69%	-0.69%	-1.76%	-11.83%	0.00%	0.00%	-

Distribution permission

Austria, Germany, Switzerland, Czech Republic

1 Important note on update status: The displayed date refers exclusively to the calculation of the NAV.

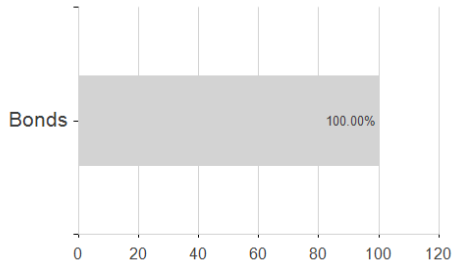
2 The Mountain-View Data Fund Rating calculates a comparative ranking for funds using yield, volatility and trend data. For more information visit [MVD Funds Rating](#)

3 Displays the Ethical-Dynamical Ratio calculated according to standard criteria. The maximum value is 100. For more information visit [EDA](#)


**LO Funds - Asia Income 2024, Syst. NAV Hdg, (EUR) PA / LU2083275185 / A2PVSV / Lombard Odier F.(EU)**

**Assessment Structure**

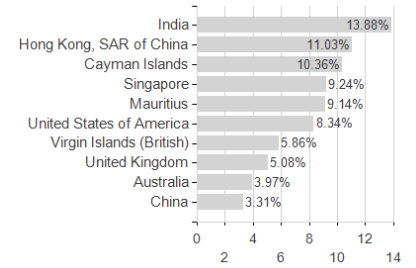
**Assets**



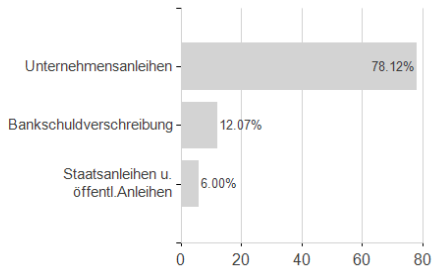
**Largest positions**



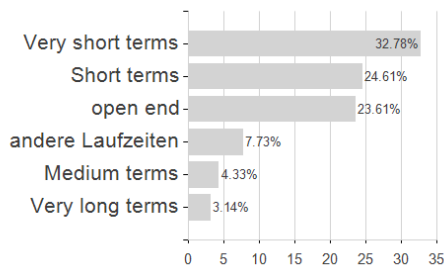
**Countries**



**Issuer**



**Duration**



**Currencies**

