

LO Funds - Asia Income 2024, (USD) ND / LU2083273644 / A2PVSH / Lombard Odier F.(EU)

Last 09/05/2024 <sup>1</sup>	Region	Branch	Type of yield	Type
7.91 USD	Asia/Pacific	Bonds: Mixed	paying dividend	Fixed-Income Fund

LO Funds - Asia Income 2024, (USD) ND  
Benchmark: IX Anleihen gemischt kurz USD



Risk key figures

SRI	1	2	3	4	5	6	7
Mountain-View Funds Rating <sup>2</sup>							EDA <sup>3</sup>
							85

Yearly Performance

2023	+3.57%
------	--------

Master data		Conditions		Other figures	
Fund type	Single fund	Issue surcharge	5.00%	Minimum investment	CHF 1,000,000.00
Category	Bonds	Planned administr. fee	0.00%	Savings plan	-
Sub category	Bonds: Mixed	Deposit fees	0.00%	UCITS / OGAW	Yes
Fund domicile	Luxembourg	Redemption charge	0.00%	Performance fee	0.00%
Tranch volume	(09/05/2024) USD 19.46 mill.	Ongoing charges	-	Redeployment fee	0.00%
Total volume	(09/05/2024) USD 126.62 mill.	Dividends		Investment company	
Launch date	12/3/2019	24.07.2024	0.09 USD	Lombard Odier F.(EU)	
KESt report funds	Yes	19.04.2024	0.10 USD	291, route d'Arlon, L-1150, Luxembourg	
Business year start	01.10.	24.01.2024	0.09 USD	Luxembourg	
Sustainability type	-	09.11.2023	0.10 USD	https://www.lombardodier.com	
Fund manager	D. Bajaj, N. Sunil, L. Sharma, XW. Poh, C. Keng Yee, J. Loh	21.07.2023	0.10 USD		

Performance	1M	6M	YTD	1Y	2Y	3Y	5Y	Since start
Performance	+0.37%	+6.40%	+11.31%	+15.82%	+21.70%	-	-	+14.65%
Performance p.a.	-	-	-	+15.78%	+10.30%	-	-	+6.27%
Sharpe ratio	0.60	6.14	8.03	6.41	1.22	-	-	0.49
Volatility	1.61%	1.57%	1.71%	1.93%	5.65%	0.00%	0.00%	5.79%
Worst month	-	-0.35%	-0.35%	-0.70%	-6.98%	-6.98%	0.00%	-6.98%
Best month	-	2.34%	2.60%	3.07%	11.84%	11.84%	0.00%	11.84%
Maximum loss	-0.40%	-0.40%	-0.40%	-1.61%	-11.58%	0.00%	0.00%	-

Distribution permission

Austria, Germany, Switzerland, Czech Republic

<sup>1</sup> Important note on update status: The displayed date refers exclusively to the calculation of the NAV.

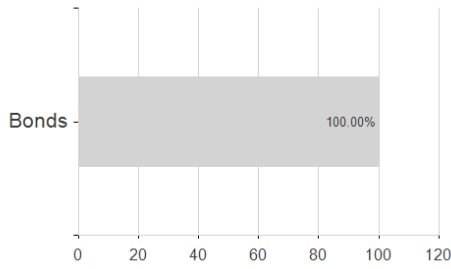
<sup>2</sup> The Mountain-View Data Fund Rating calculates a comparative ranking for funds using yield, volatility and trend data. For more information visit [MVD Funds Rating](#)

<sup>3</sup> Displays the Ethical-Dynamical Ratio calculated according to standard criteria. The maximum value is 100. For more information visit [EDA](#)


**LO Funds - Asia Income 2024, (USD) ND / LU2083273644 / A2PVSH / Lombard Odier F.(EU)**

**Assessment Structure**

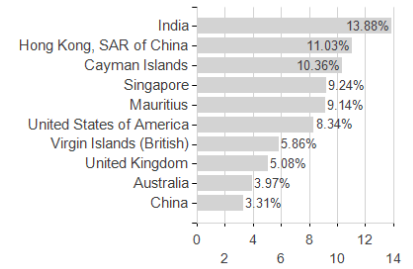
**Assets**



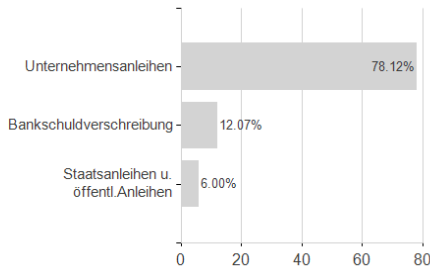
**Largest positions**



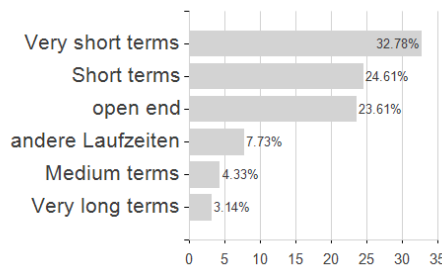
**Countries**



**Issuer**



**Duration**



**Currencies**

