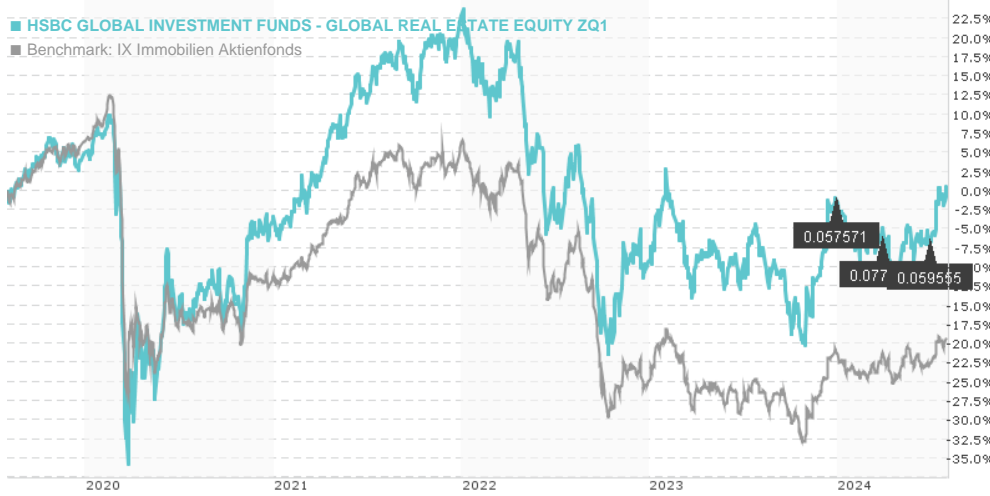


HSBC GLOBAL INVESTMENT FUNDS - GLOBAL REAL ESTATE EQUITY ZQ1 / LU1163228031 / A14Q1Z / HSBC Inv.

| | | | | |
|------------------------------|-----------|-------------------------|-----------------|-----------------------------|
| Last 08/01/2024 ¹ | Region | Branch | Type of yield | Type |
| 9.66 USD | Worldwide | Real Estate Fund/Equity | paying dividend | Real Estate Investment Fund |



Risk key figures

| | | | | | | | |
|-----|---|---|---|---|---|---|---|
| SRI | 1 | 2 | 3 | 4 | 5 | 6 | 7 |
|-----|---|---|---|---|---|---|---|

| | |
|---|------------------|
| Mountain-View Funds Rating ² | EDA ³ |
| ▲▲▲▲▲ | - |

Yearly Performance

| | |
|------|---------|
| 2023 | +9.23% |
| 2022 | -26.22% |
| 2021 | +27.39% |
| 2020 | -7.96% |
| 2019 | +19.48% |

| Master data | | Conditions | | Other figures | |
|---------------------|----------------------------------|------------------------|----------|--|------------------|
| Fund type | Single fund | Issue surcharge | 5.00% | Minimum investment | USD 1,000,000.00 |
| Category | Real Estate | Planned administr. fee | 0.00% | Savings plan | - |
| Sub category | Real Estate Fund/Equity | Deposit fees | 0.00% | UCITS / OGAW | Yes |
| Fund domicile | Luxembourg | Redemption charge | 0.00% | Performance fee | 0.00% |
| Tranch volume | (08/01/2024) USD 703.60 mill. | Ongoing charges | - | Redeployment fee | 0.00% |
| Total volume | (08/01/2024) USD 836.59 mill. | Dividends | | Investment company | |
| Launch date | 7/14/2015 | 28.06.2024 | 0.06 USD | HSBC Inv. Funds (LU) | |
| KESt report funds | No | 27.03.2024 | 0.08 USD | 18, Boulevard de Kockelscheuer, 1821, Luxembourg | |
| Business year start | 01.04. | 28.12.2023 | 0.06 USD | Luxembourg | |
| Sustainability type | - | 27.09.2023 | 0.08 USD | www.assetmanagement.hsbc.lu | |
| Fund manager | N.F.Leming, G.Morrell, T.Carlton | 27.06.2023 | 0.06 USD | | |

| Performance | 1M | 6M | YTD | 1Y | 2Y | 3Y | 5Y | Since start |
|------------------|--------|--------|---------|---------|---------|---------|---------|-------------|
| Performance | +7.50% | +7.85% | +1.32% | +7.97% | -4.11% | -14.84% | +1.42% | +24.71% |
| Performance p.a. | - | - | - | +7.95% | -2.08% | -5.21% | +0.28% | +2.47% |
| Sharpe ratio | 9.42 | 0.86 | -0.09 | 0.25 | -0.30 | -0.49 | -0.16 | -0.07 |
| Volatility | 13.87% | 14.76% | 14.46% | 17.35% | 18.97% | 18.17% | 20.77% | 17.37% |
| Worst month | - | -5.23% | -5.23% | -6.36% | -14.79% | -14.79% | -21.38% | -21.38% |
| Best month | - | 7.28% | 10.29% | 10.86% | 10.86% | 10.86% | 14.69% | 14.69% |
| Maximum loss | -2.33% | -7.28% | -10.36% | -14.25% | -25.70% | -36.38% | -41.54% | - |

Distribution permission

Austria, Germany, Switzerland

¹ Important note on update status: The displayed date refers exclusively to the calculation of the NAV.

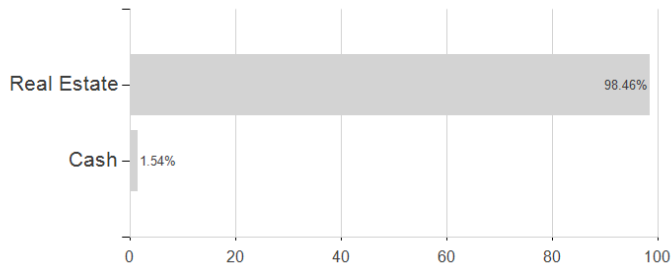
² The Mountain-View Data Fund Rating calculates a comparative ranking for funds using yield, volatility and trend data. For more information visit [MVD Funds Rating](#)

³ Displays the Ethical-Dynamical Ratio calculated according to standard criteria. The maximum value is 100. For more information visit [EDA](#)

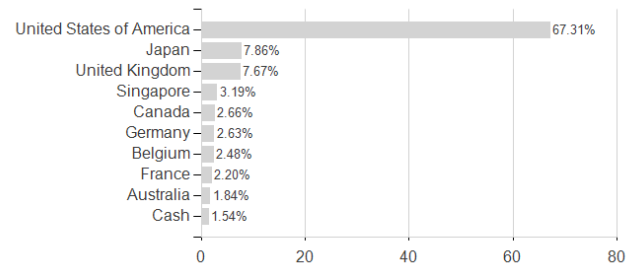
HSBC GLOBAL INVESTMENT FUNDS - GLOBAL REAL ESTATE EQUITY ZQ1 / LU1163228031 / A14Q1Z / HSBC Inv.

Assessment Structure

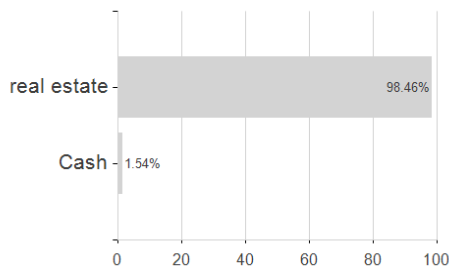
Assets



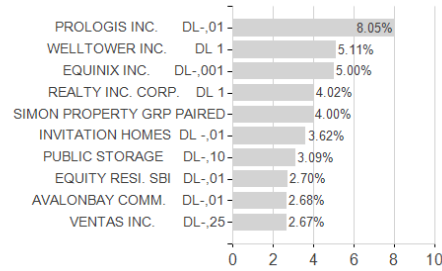
Countries



Branches



Largest positions



Currencies

