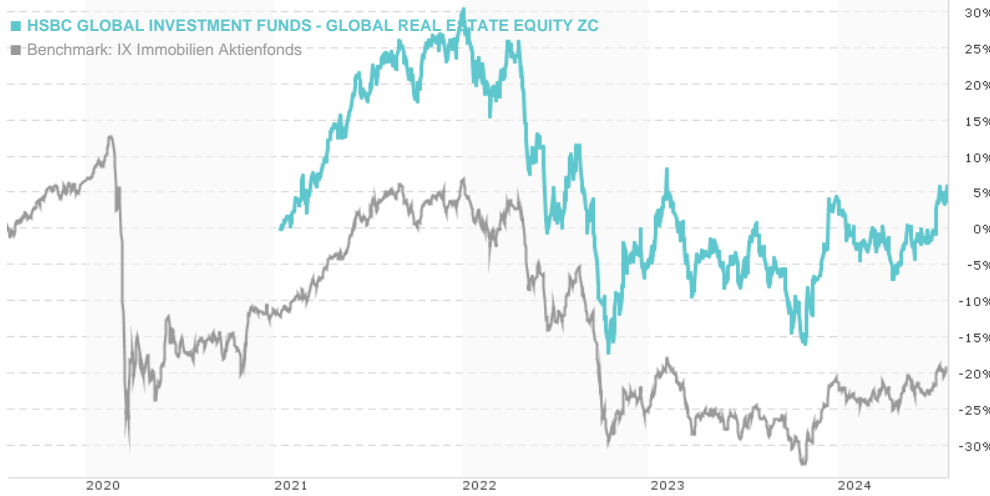


HSBC GLOBAL INVESTMENT FUNDS - GLOBAL REAL ESTATE EQUITY ZC / LU1163227819 / A14NHU / HSBC Inv.

Last 07/31/2024 ¹	Region	Branch	Type of yield	Type
12.09 USD	Worldwide	Real Estate Fund/Equity	reinvestment	Real Estate Investment Fund



Risk key figures

SRI	1	2	3	4	5	6	7
-----	---	---	---	---	---	---	---

Mountain-View Funds Rating² EDA³



Yearly Performance

2023	+9.24%
2022	-26.23%
2021	+29.69%

Master data		Conditions		Other figures	
Fund type	Single fund	Issue surcharge	5.00%	Minimum investment	USD 1,000,000.00
Category	Real Estate	Planned administr. fee	0.00%	Savings plan	-
Sub category	Real Estate Fund/Equity	Deposit fees	0.00%	UCITS / OGAW	Yes
Fund domicile	Luxembourg	Redemption charge	0.00%	Performance fee	0.00%
Tranch volume	(07/31/2024) USD 44.53 mill.	Ongoing charges	-	Redeployment fee	0.00%
Total volume	(07/31/2024) USD 837.93 mill.	Dividends		Investment company	
Launch date	3/27/2015			HSBC Inv. Funds (LU)	
KESt report funds	No			18, Boulevard de Kockelscheuer, 1821, Luxembourg	
Business year start	01.04.			Luxembourg	
Sustainability type	-			www.assetmanagement.hsbc.lu	
Fund manager	N.F.Leming, G.Morrell, T.Carlton				

Performance	1M	6M	YTD	1Y	2Y	3Y	5Y	Since start
Performance	+7.60%	+5.57%	+1.42%	+6.76%	-3.98%	-14.74%	-	+5.99%
Performance p.a.	-	-	-	+6.74%	-2.01%	-5.18%	-	+1.65%
Sharpe ratio	9.94	0.53	-0.08	0.18	-0.30	-0.49	-	-0.11
Volatility	14.12%	14.82%	14.50%	17.33%	18.76%	18.02%	0.00%	17.26%
Worst month	-	-5.23%	-5.23%	-6.37%	-11.78%	-11.78%	0.00%	-11.78%
Best month	-	7.28%	10.30%	10.85%	10.85%	10.85%	0.00%	10.85%
Maximum loss	-2.33%	-7.28%	-10.35%	-15.30%	-25.65%	-36.38%	0.00%	-

Distribution permission

Austria, Germany, Switzerland

¹ Important note on update status: The displayed date refers exclusively to the calculation of the NAV.

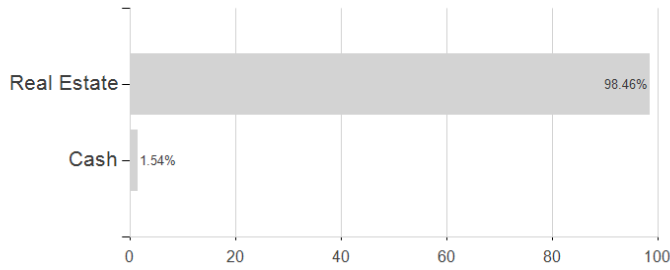
² The Mountain-View Data Fund Rating calculates a comparative ranking for funds using yield, volatility and trend data. For more information visit [MVD Funds Rating](#)

³ Displays the Ethical-Dynamical Ratio calculated according to standard criteria. The maximum value is 100. For more information visit [EDA](#)

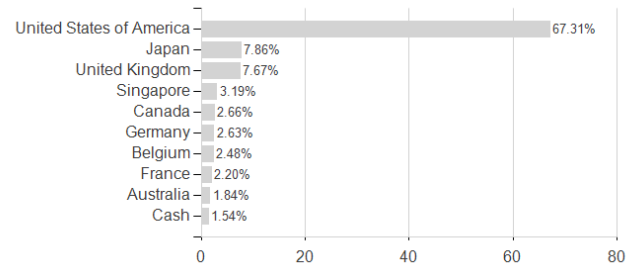
HSBC GLOBAL INVESTMENT FUNDS - GLOBAL REAL ESTATE EQUITY ZC / LU1163227819 / A14NHU / HSBC Inv.

Assessment Structure

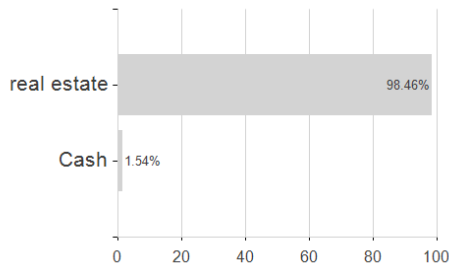
Assets



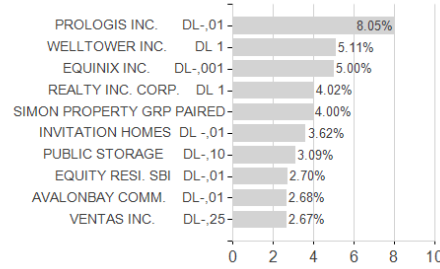
Countries



Branches



Largest positions



Currencies

