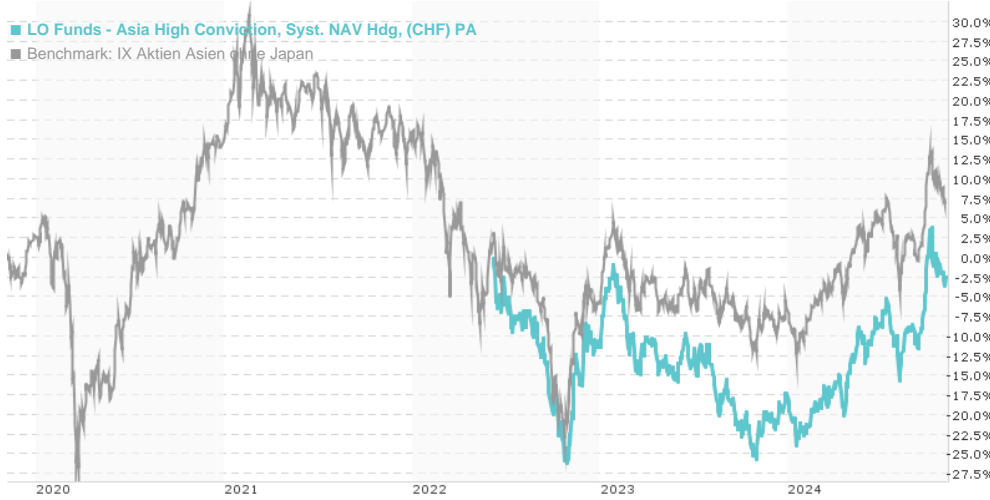


LO Funds - Asia High Conviction, Syst. NAV Hdg, (CHF) PA / LU1480992517 / A2ARUM / Lombard Odier F.(EU)

Last 11/04/2024 <sup>1</sup>	Region	Branch	Type of yield	Type
12.77 CHF	Asia (excl. Japan)	Mixed Sectors	reinvestment	Equity Fund



Risk key figures

SRI	1	2	3	4	5	6	7
Mountain-View Funds Rating <sup>2</sup>	EDA <sup>3</sup>						
	78						

Yearly Performance

2023	-6.56%
------	--------

Master data		Conditions		Other figures	
Fund type	Single fund	Issue surcharge	5.00%	Minimum investment	EUR 3,000.00
Category	Equity	Planned administr. fee	0.00%	Savings plan	-
Sub category	Mixed Sectors	Deposit fees	0.00%	UCITS / OGAW	Yes
Fund domicile	Luxembourg	Redemption charge	0.00%	Performance fee	0.00%
Tranch volume	(11/04/2024) USD 1.95 mill.	Ongoing charges	-	Redeployment fee	0.00%
Total volume	(11/04/2024) USD 260.60 mill.	Dividends		Investment company	
Launch date	7/21/2017	Lombard Odier F.(EU)			
KESt report funds	Yes	291, route d'Arlon, L-1150, Luxembourg			
Business year start	01.10.	Luxembourg			
Sustainability type	-	https://www.lombardodier.com			
Fund manager	Odile Lange-Broussy, June Chua				

Performance	1M	6M	YTD	1Y	2Y	3Y	5Y	Since start
Performance	-5.72%	+11.39%	+17.91%	+23.36%	+24.05%	-	-	-2.32%
Performance p.a.	-	-	-	+23.43%	+11.36%	-	-	-0.97%
Sharpe ratio	-2.68	1.24	1.14	1.26	0.47	-	-	-0.22
Volatility	19.83%	17.00%	16.34%	16.19%	17.51%	0.00%	0.00%	18.24%
Worst month	-	-3.65%	-6.59%	-6.59%	-9.03%	-11.87%	0.00%	-11.87%
Best month	-	9.36%	9.36%	9.36%	19.58%	19.58%	0.00%	19.58%
Maximum loss	-7.17%	-10.95%	-10.95%	-10.95%	-24.93%	0.00%	0.00%	-

Distribution permission

Austria, Germany, Switzerland, Luxembourg, Czech Republic

<sup>1</sup> Important note on update status: The displayed date refers exclusively to the calculation of the NAV.

<sup>2</sup> The Mountain-View Data Fund Rating calculates a comparative ranking for funds using yield, volatility and trend data. For more information visit [MVD Funds Rating](#)

DISCLAIMER: The information on this page are for informational purposes only and should neither an offer to sell nor a solicitation for the purchase of the security or recommendation in favor of the security to be understood. baha GmbH assumes no liability despite thorough searches for the accuracy of the data.

Funds data from: www.mountain-view.com. Fact Sheet created by: www.baha.com

**LO Funds - Asia High Conviction, Syst. NAV Hdq, (CHF) PA / LU1480992517 / A2ARUM / Lombard Odier F.(EU)**

**Investment strategy**

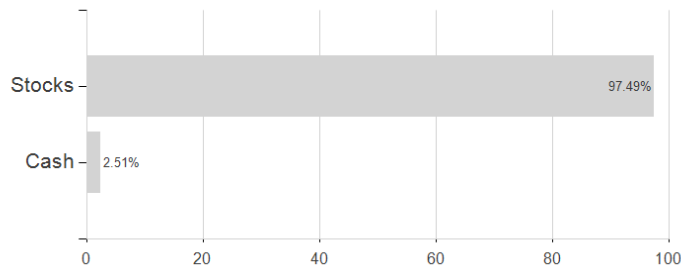
Securities targeted by the Sub-Fund can be similar to those of the index to an extent that varies overtime but their weighting is expected to materially differ. The performance of the Sub-Fund may deviate materially from that of the index. The Sub-Fund invests mainly in equity securities issued by companies with a clear and specific focus on Asia from Asian issuers or companies having their main activity in Asia excluding Japan. The Sub-Fund can also have an exposure to China by investing in A shares (issued by mainland China-based companies) through the Shanghai-Hong Kong Stock Connect. Investing in Asian countries may expose the Sub-Funds to local currency which may be only partially hedge. This exposure to emerging markets currencies may increase the volatility and the risk of the Sub-Fund. The Investment Manager will use its discretion with regard to the selection of issuers, countries (including emerging markets), sectors, assets classes, size of companies and currencies.

**Investment goal**

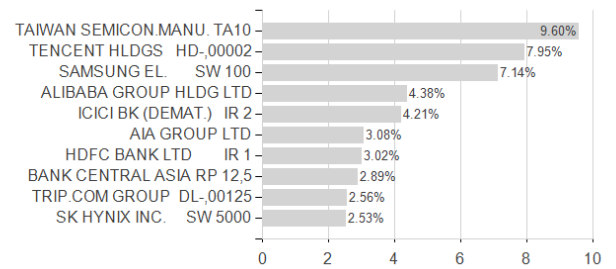
The Sub-Fund is actively managed. The MSCI ACF Asia ex-Japan TR ND index is used for performance comparison as well as internal risk monitoring purposes, without implying any particular constraints to the Sub-Fund's investments

**Assessment Structure**

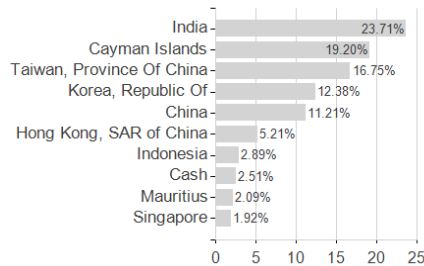
**Assets**



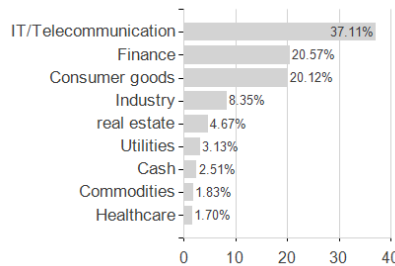
**Largest positions**



**Countries**



**Branches**



**Currencies**

