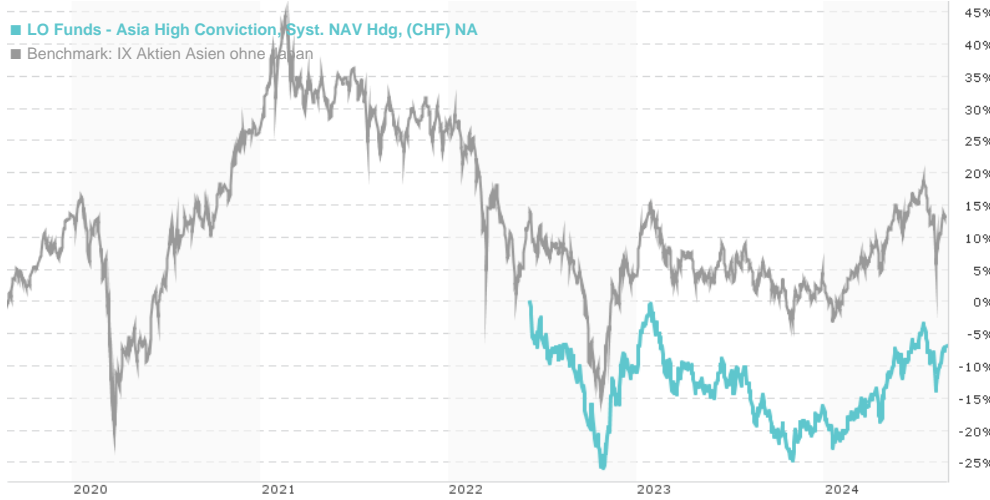


LO Funds - Asia High Conviction, Syst. NAV Hdg, (CHF) NA / LU1480992194 / A2ARUH / Lombard Odier F.(EU)

Last 08/26/2024 ¹	Region	Branch	Type of yield	Type
12.79 CHF	Asia (excl. Japan)	Mixed Sectors	reinvestment	Equity Fund



Risk key figures

SRI: 1 2 3 4 5 6 7

Mountain-View Funds Rating²: EDA³

78

Yearly Performance

2023: -5.66%

Master data		Conditions		Other figures	
Fund type	Single fund	Issue surcharge	5.00%	Minimum investment	CHF 1,000,000.00
Category	Equity	Planned administr. fee	0.00%	Savings plan	-
Sub category	Mixed Sectors	Deposit fees	0.00%	UCITS / OGAW	Yes
Fund domicile	Luxembourg	Redemption charge	0.00%	Performance fee	0.00%
Tranch volume	(08/26/2024) USD 11.61 mill.	Ongoing charges	-	Redeployment fee	0.00%
Total volume	(08/26/2024) USD 245.42 mill.	Dividends		Investment company	
Launch date	2/3/2017			Lombard Odier F.(EU)	
KESt report funds	Yes			291, route d'Arlon, L-1150, Luxembourg	
Business year start	01.10.			Luxembourg	
Sustainability type	-			https://www.lombardodier.com	
Fund manager	Odile Lange-Broussy, June Chua				

Performance	1M	6M	YTD	1Y	2Y	3Y	5Y	Since start
Performance	+2.88%	+12.67%	+10.95%	+12.36%	+0.63%	-	-	-6.71%
Performance p.a.	-	-	-	+12.40%	+0.32%	-	-	-3.08%
Sharpe ratio	1.71	1.45	0.88	0.57	-0.18	-	-	-0.36
Volatility	21.12%	16.25%	15.74%	15.66%	18.16%	0.00%	0.00%	18.23%
Worst month	-	-1.55%	-6.51%	-6.80%	-11.80%	-11.80%	0.00%	-11.80%
Best month	-	5.95%	5.95%	8.00%	19.68%	19.68%	0.00%	19.68%
Maximum loss	-6.52%	-10.89%	-10.89%	-11.88%	-24.38%	0.00%	0.00%	-

Distribution permission
Austria, Germany, Switzerland

¹ Important note on update status: The displayed date refers exclusively to the calculation of the NAV.
² The Mountain-View Data Fund Rating calculates a comparative ranking for funds using yield, volatility and trend data. For more information visit [MVD Funds Rating](#)

LO Funds - Asia High Conviction, Syst. NAV Hdq, (CHF) NA / LU1480992194 / A2ARUH / Lombard Odier F.(EU)

Investment strategy

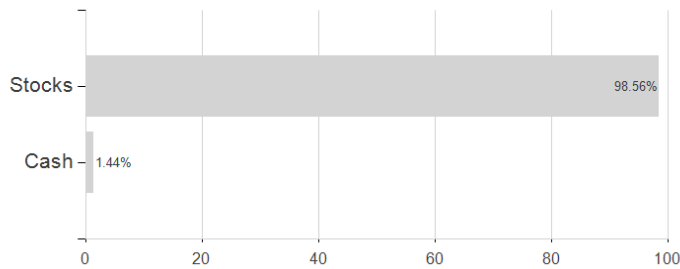
Securities targeted by the Sub-Fund can be similar to those of the index to an extent that varies overtime but their weighting is expected to materially differ. The performance of the Sub-Fund may deviate materially from that of the index. The Sub-Fund invests mainly in equity securities issued by companies with a clear and specific focus on Asia from Asian issuers or companies having their main activity in Asia excluding Japan. The Sub-Fund can also have an exposure to China by investing in A shares (issued by mainland China-based companies) through the Shanghai-Hong Kong Stock Connect. Investing in Asian countries may expose the Sub-Funds to local currency which may be only partially hedge. This exposure to emerging markets currencies may increase the volatility and the risk of the Sub-Fund. The Investment Manager will use its discretion with regard to the selection of issuers, countries (including emerging markets), sectors, assets classes, size of companies and currencies.

Investment goal

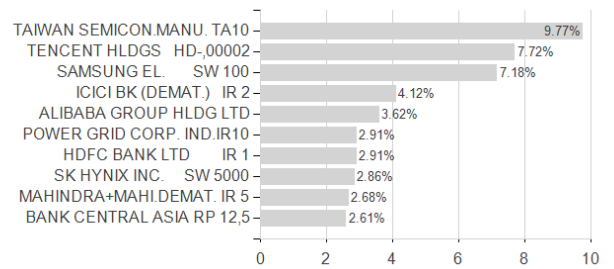
The Sub-Fund is actively managed. The MSCI ACF Asia ex-Japan TR ND index is used for performance comparison as well as internal risk monitoring purposes, without implying any particular constraints to the Sub-Fund's investments

Assessment Structure

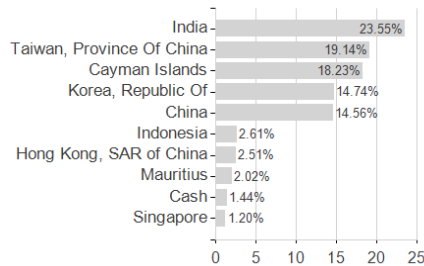
Assets



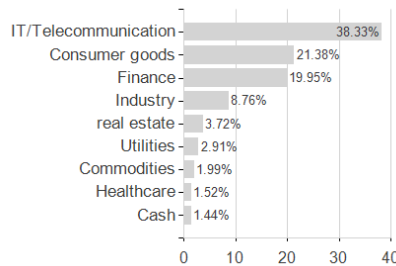
Largest positions



Countries



Branches



Currencies

