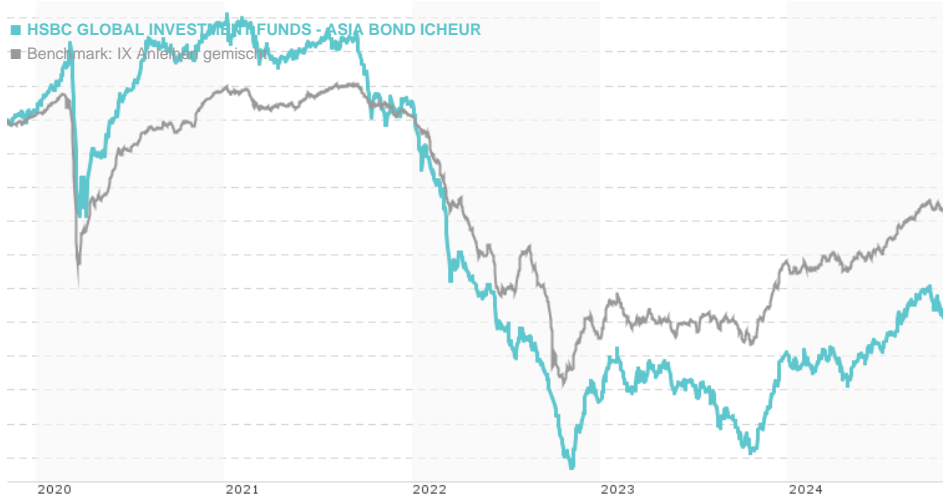


HSBC GLOBAL INVESTMENT FUNDS - ASIA BOND ICHEUR / LU1436996174 / A3CTGU / HSBC Inv. Funds (LU)

Last 10/31/2024 <sup>1</sup>	Region	Branch	Type of yield	Type
9.66 EUR	Asia	Bonds: Mixed	reinvestment	Fixed-Income Fund



Risk key figures

SRI	1	2	3	4	5	6	7	
Mountain-View Funds Rating <sup>2</sup>							EDA <sup>3</sup>	76

Yearly Performance

2023	+3.37%
2022	-17.43%
2021	-4.50%
2020	+5.19%
2019	+8.47%

Master data		Conditions		Other figures	
Fund type	Single fund	Issue surcharge	3.10%	Minimum investment	USD 1,000,000.00
Category	Bonds	Planned administr. fee	0.00%	Savings plan	-
Sub category	Bonds: Mixed	Deposit fees	0.00%	UCITS / OGAW	Yes
Fund domicile	Luxembourg	Redemption charge	0.00%	Performance fee	0.00%
Tranch volume	(10/31/2024) USD 0.183 mill.	Ongoing charges	-	Redeployment fee	0.00%
Total volume	(10/31/2024) USD 264.87 mill.	Dividends		Investment company	
Launch date	5/18/2018	HSBC Inv. Funds (LU) 18, Boulevard de Kockelscheuer, 1821, Luxembourg Luxembourg www.assetmanagement.hsbc.lu			
KESt report funds	No				
Business year start	01.04.				
Sustainability type	-				
Fund manager	Alfred Mui, Ming Leap				

Performance	1M	6M	YTD	1Y	2Y	3Y	5Y	Since start
Performance	-1.79%	+4.51%	+2.66%	+9.83%	+10.62%	-12.07%	-12.04%	-4.29%
Performance p.a.	-	-	-	+9.80%	+5.17%	-4.20%	-2.53%	-0.68%
Sharpe ratio	-4.56	1.69	0.04	1.70	0.47	-1.54	-1.16	-0.85
Volatility	4.87%	3.60%	3.81%	3.98%	4.48%	4.70%	4.84%	4.39%
Worst month	-	-2.06%	-2.06%	-2.06%	-4.70%	-4.70%	-8.02%	-8.02%
Best month	-	1.58%	2.98%	3.89%	3.89%	3.89%	3.89%	3.89%
Maximum loss	-2.05%	-2.05%	-2.69%	-2.69%	-7.24%	-21.69%	-25.28%	-

Distribution permission

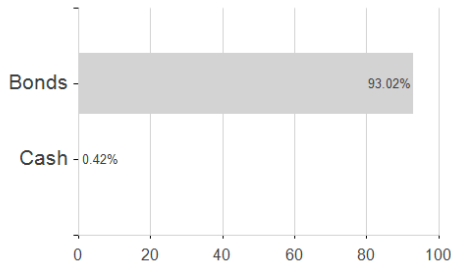
Austria, Germany, Switzerland, Luxembourg, Czech Republic

<sup>1</sup> Important note on update status: The displayed date refers exclusively to the calculation of the NAV.  
<sup>2</sup> The Mountain-View Data Fund Rating calculates a comparative ranking for funds using yield, volatility and trend data. For more information visit [MVD Funds Rating](#)  
<sup>3</sup> Displays the Ethical-Dynamical Ratio calculated according to standard criteria. The maximum value is 100. For more information visit [EDA](#)

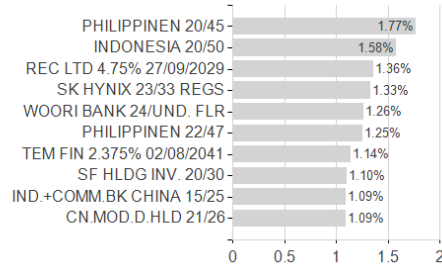
**HSBC GLOBAL INVESTMENT FUNDS - ASIA BOND ICHEUR / LU1436996174 / A3CTGU / HSBC Inv. Funds (LU)**

Assessment Structure

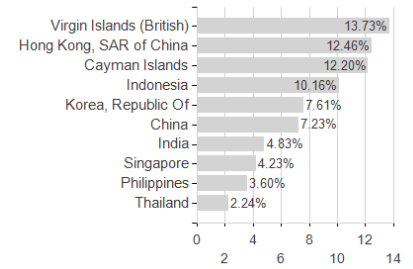
Assets



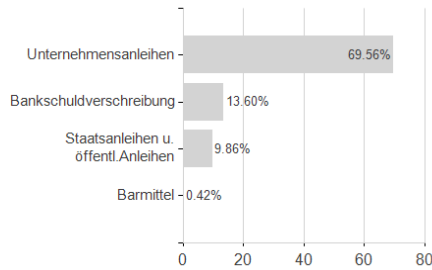
Largest positions



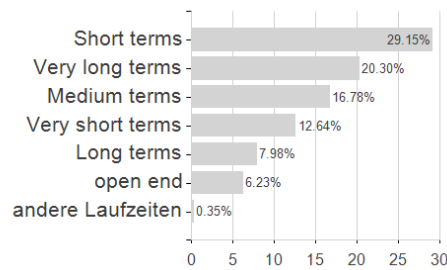
Countries



Issuer



Duration



Currencies

