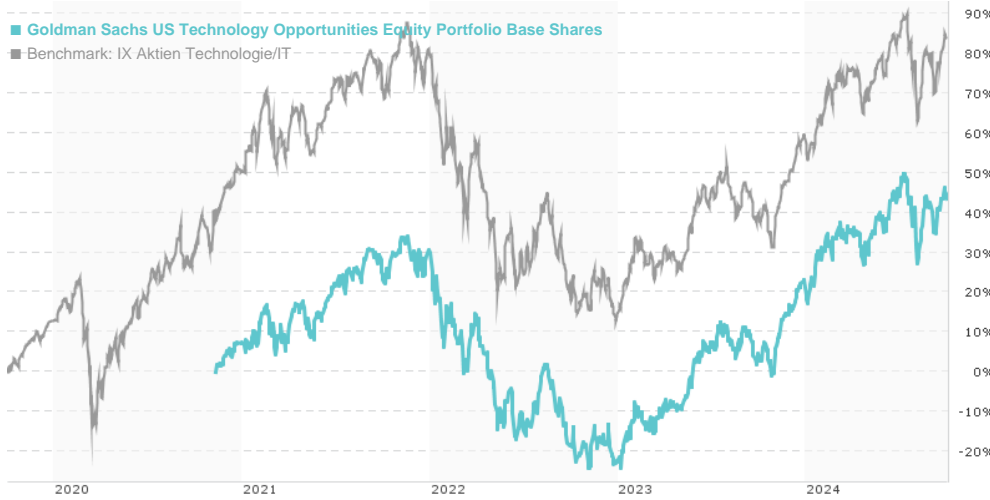


Goldman Sachs US Technology Opportunities Equity Portfolio Base Shares / LU2229032466 / A2QCNF / Goldman

Last 10/01/2024 <sup>1</sup>	Country	Branch	Type of yield	Type
15.24 USD	United States of America	Sector Technology	paying dividend	Equity Fund



Risk key figures

SRI	1	2	3	4	5	6	7
Mountain-View Funds Rating <sup>2</sup>	EDA <sup>3</sup>						
	▲▲▲▲▲▲▲						

Yearly Performance

2023	+59.20%
2022	-40.46%
2021	+21.28%

Master data		Conditions		Other figures	
Fund type	Single fund	Issue surcharge	5.50%	Minimum investment	USD 5,000.00
Category	Equity	Planned administr. fee	0.00%	Savings plan	-
Sub category	Sector Technology	Deposit fees	0.00%	UCITS / OGAW	Yes
Fund domicile	Luxembourg	Redemption charge	0.00%	Performance fee	0.00%
Tranch volume	(10/01/2024) USD 0.270 mill.	Ongoing charges	-	Redeployment fee	0.00%
Total volume	(10/01/2024) USD 492.19 mill.	<b>Dividends</b>		<b>Investment company</b>	
Launch date	10/30/2020	Goldman Sachs AM BV			
KESt report funds	Yes	Schenkade 65, 2509, LL Den Haag			
Business year start	01.12.	Netherlands			
Sustainability type	-	www.gsam.com			
Fund manager	Sung Cho, Brook Dane				

Performance	1M	6M	YTD	1Y	2Y	3Y	5Y	Since start
Performance	+2.21%	+7.02%	+16.60%	+38.29%	+76.80%	+16.69%	-	+43.77%
Performance p.a.	-	-	-	+38.29%	+33.02%	+5.28%	-	+9.77%
Sharpe ratio	1.57	0.53	0.93	1.74	1.28	0.08	-	0.26
Volatility	18.89%	21.49%	21.02%	20.17%	23.32%	26.38%	0.00%	24.62%
Worst month	-	-4.20%	-4.20%	-4.20%	-5.74%	-12.76%	0.00%	-12.76%
Best month	-	8.02%	8.02%	15.98%	15.98%	15.98%	0.00%	15.98%
Maximum loss	-4.23%	-15.15%	-15.15%	-15.15%	-15.15%	-43.53%	0.00%	-

Distribution permission

Austria, Germany, Switzerland, Czech Republic

1 Important note on update status: The displayed date refers exclusively to the calculation of the NAV.

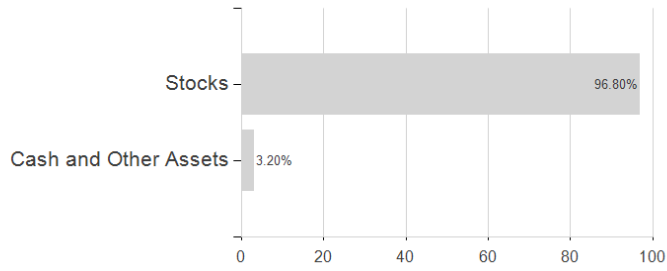
2 The Mountain-View Data Fund Rating calculates a comparative ranking for funds using yield, volatility and trend data. For more information visit [MVD Funds Rating](#)

3 Displays the Ethical-Dynamical Ratio calculated according to standard criteria. The maximum value is 100. For more information visit [EDA](#)

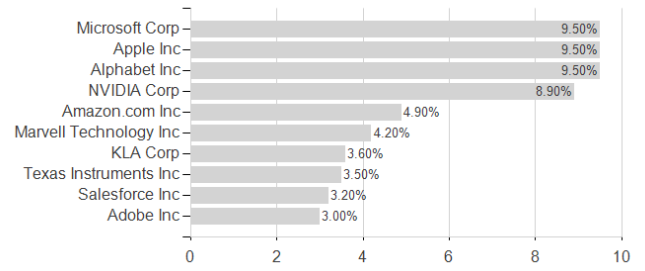
**Goldman Sachs US Technology Opportunities Equity Portfolio Base Shares / LU2229032466 / A2QCNF / Goldman**

Assessment Structure

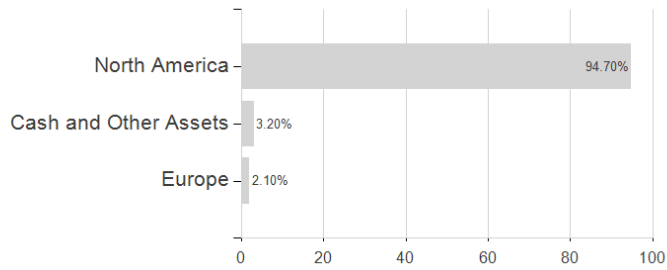
Assets



Largest positions



Countries



Branches

