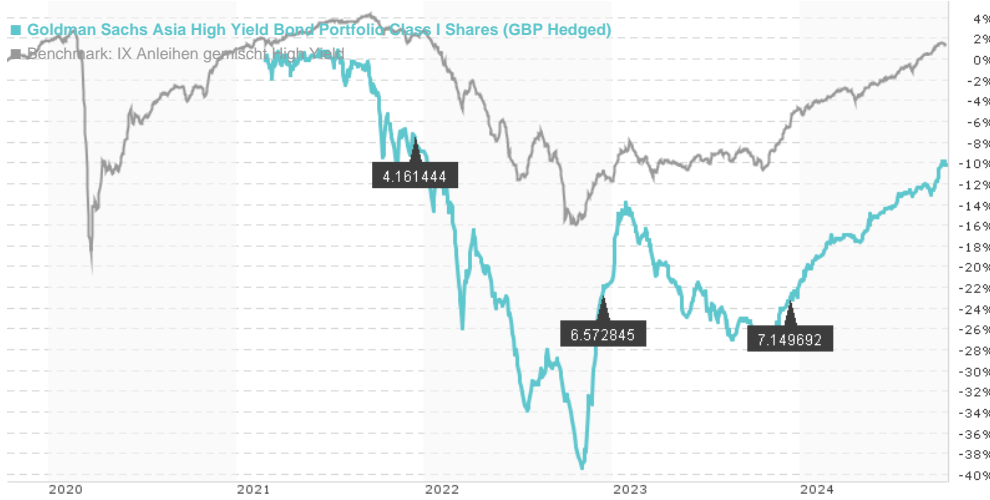


Goldman Sachs Asia High Yield Bond Portfolio Class I Shares (GBP Hedged) / LU2300167553 / A2QN7A / Goldman

Last 10/10/2024 <sup>1</sup>	Region	Branch	Type of yield	Type
69.59 GBP	Asia	Bonds: Mixed	paying dividend	Fixed-Income Fund



**Risk key figures**

SRI	1	2	3	4	5	6	7
Mountain-View Funds Rating <sup>2</sup>	EDA <sup>3</sup>						75

**Yearly Performance**

2023	-0.73%
2022	-13.67%

Master data		Conditions		Other figures	
Fund type	Single fund	Issue surcharge	0.00%	Minimum investment	GBP 1,000,000.00
Category	Bonds	Planned administr. fee	0.00%	Savings plan	-
Sub category	Bonds: Mixed	Deposit fees	0.00%	UCITS / OGAW	Yes
Fund domicile	Luxembourg	Redemption charge	0.00%	Performance fee	0.00%
Tranch volume	(10/10/2024) USD 0.017 mill.	Ongoing charges	-	Redeployment fee	0.00%
Total volume	(10/10/2024) USD 647.71 mill.	Dividends		Investment company	
Launch date	2/25/2021	11.12.2023	7.15 GBP	Goldman Sachs AM BV	
KESt report funds	Yes	12.12.2022	6.57 GBP	Schenkade 65, 2509, LL Den Haag	
Business year start	01.12.	13.12.2021	4.16 GBP	Netherlands	
Sustainability type	-			www.gsam.com	
Fund manager	Jasper Sagoo				

Performance	1M	6M	YTD	1Y	2Y	3Y	5Y	Since start
Performance	+2.96%	+8.28%	+15.02%	+21.84%	+35.99%	-0.80%	-	-10.04%
Performance p.a.	-	-	-	+21.78%	+16.62%	-0.27%	-	-2.88%
Sharpe ratio	11.22	3.79	4.24	3.88	1.42	-0.33	-	-0.60
Volatility	3.51%	3.71%	3.93%	4.80%	9.48%	10.69%	0.00%	10.15%
Worst month	-	-0.45%	-0.45%	-1.61%	-8.94%	-8.94%	0.00%	-8.94%
Best month	-	2.58%	3.45%	4.07%	18.21%	18.21%	0.00%	18.21%
Maximum loss	-0.47%	-1.26%	-1.26%	-1.26%	-15.45%	-36.08%	0.00%	-

**Distribution permission**

Austria, Germany, Switzerland, Luxembourg, Czech Republic

<sup>1</sup> Important note on update status: The displayed date refers exclusively to the calculation of the NAV.

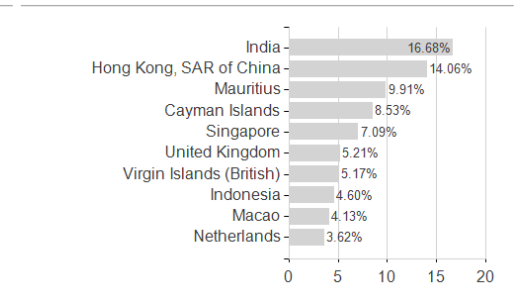
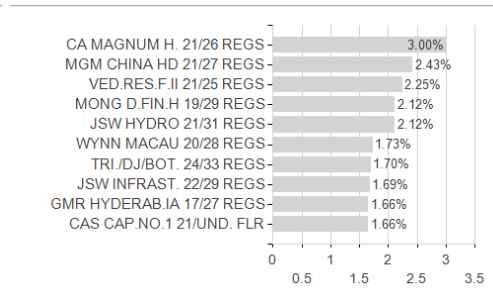
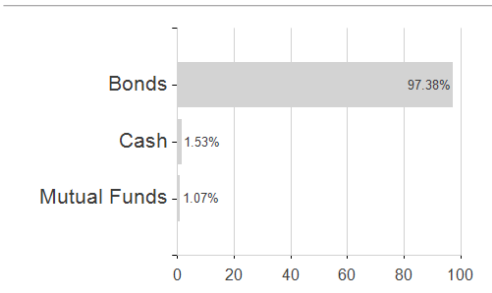
<sup>2</sup> The Mountain-View Data Fund Rating calculates a comparative ranking for funds using yield, volatility and trend data. For more information visit [MVD Funds Rating](#)

<sup>3</sup> Displays the Ethical-Dynamical Ratio calculated according to standard criteria. The maximum value is 100. For more information visit [EDA](#)

**Goldman Sachs Asia High Yield Bond Portfolio Class I Shares (GBP Hedged) / LU2300167553 / A2QN7A / Goldman**

**Assessment Structure**

**Assets Largest positions Countries**



**Issuer**

**Duration**

**Currencies**

