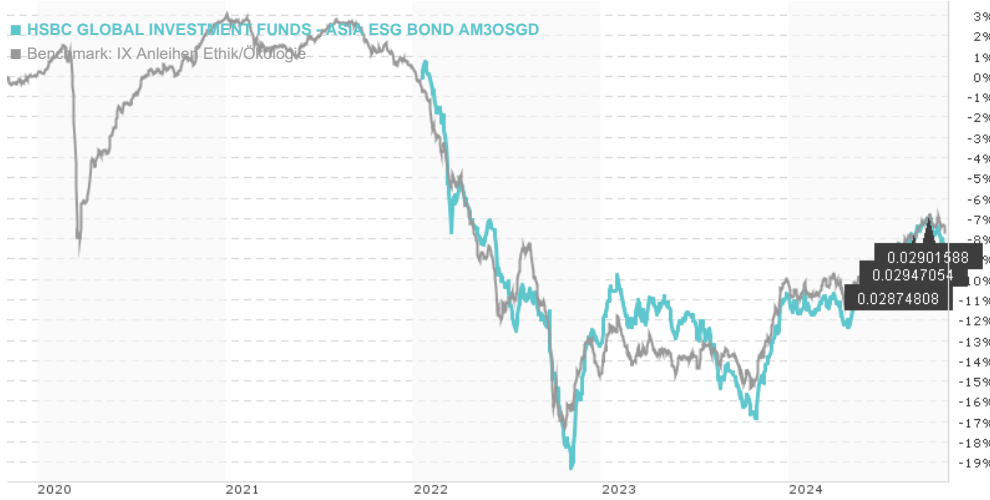


HSBC GLOBAL INVESTMENT FUNDS - ASIA ESG BOND AM3OSGD / LU2423945851 / HGIF21 / HSBC Inv. Funds (LU)

Last 10/31/2024 ¹	Region	Branch	Type of yield	Type
7.93 SGD	Asia	Bonds: Mixed	paying dividend	Fixed-Income Fund



Risk key figures

SRI	1	2	3	4	5	6	7
Mountain-View Funds Rating ²	EDA ³						77

Yearly Performance

2023	+2.90%
2022	-13.21%

Master data		Conditions		Other figures	
Fund type	Single fund	Issue surcharge	3.10%	Minimum investment	USD 5,000.00
Category	Bonds	Planned administr. fee	0.00%	Savings plan	-
Sub category	Bonds: Mixed	Deposit fees	0.00%	UCITS / OGAW	Yes
Fund domicile	Luxembourg	Redemption charge	0.00%	Performance fee	0.00%
Tranch volume	(10/31/2024) USD 0.015 mill.	Ongoing charges	-	Redeployment fee	0.00%
Total volume	(10/31/2024) USD 28.01 mill.	Dividends		Investment company	
Launch date	1/19/2022	27.09.2024	0.03 SGD	HSBC Inv. Funds (LU)	
KESt report funds	No	29.08.2024	0.03 SGD	18, Boulevard de Kockelscheuer, 1821, Luxembourg	
Business year start	01.04.	31.07.2024	0.03 SGD	Luxembourg	
Sustainability type	Ethics/ecology	28.06.2024	0.03 SGD	www.assetmanagement.hsbc.lu	
Fund manager	Alfred Mui, Wilson Yip	29.05.2024	0.03 SGD		

Performance	1M	6M	YTD	1Y	2Y	3Y	5Y	Since start
Performance	-1.70%	+4.09%	+2.46%	+9.19%	+11.89%	-	-	-8.50%
Performance p.a.	-	-	-	+9.16%	+5.77%	-	-	-3.14%
Sharpe ratio	-6.84	1.68	-0.03	1.77	0.65	-	-	-1.32
Volatility	3.12%	3.12%	3.13%	3.47%	4.21%	0.00%	0.00%	4.69%
Worst month	-	-1.70%	-1.70%	-1.70%	-4.05%	-4.15%	0.00%	-4.15%
Best month	-	1.48%	2.68%	3.79%	4.71%	4.71%	0.00%	4.71%
Maximum loss	-1.90%	-1.90%	-1.98%	-1.98%	-7.81%	0.00%	0.00%	-

Distribution permission

Austria, Germany, Switzerland, Czech Republic

¹ Important note on update status: The displayed date refers exclusively to the calculation of the NAV.

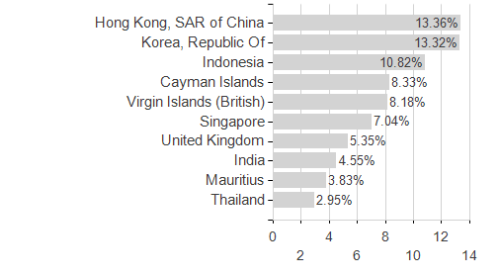
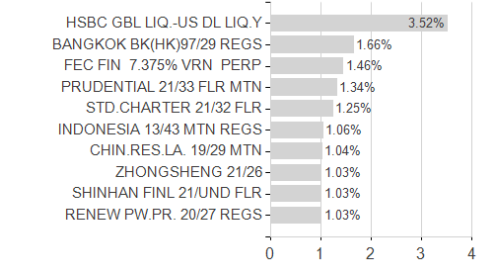
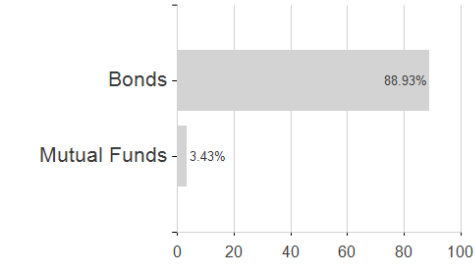
² The Mountain-View Data Fund Rating calculates a comparative ranking for funds using yield, volatility and trend data. For more information visit [MVD Funds Rating](#)

³ Displays the Ethical-Dynamical Ratio calculated according to standard criteria. The maximum value is 100. For more information visit [EDA](#)

HSBC GLOBAL INVESTMENT FUNDS - ASIA ESG BOND AM3OSGD / LU2423945851 / HGIF21 / HSBC Inv. Funds (LU)

Assessment Structure

Assets Largest positions Countries



Issuer Duration Currencies

