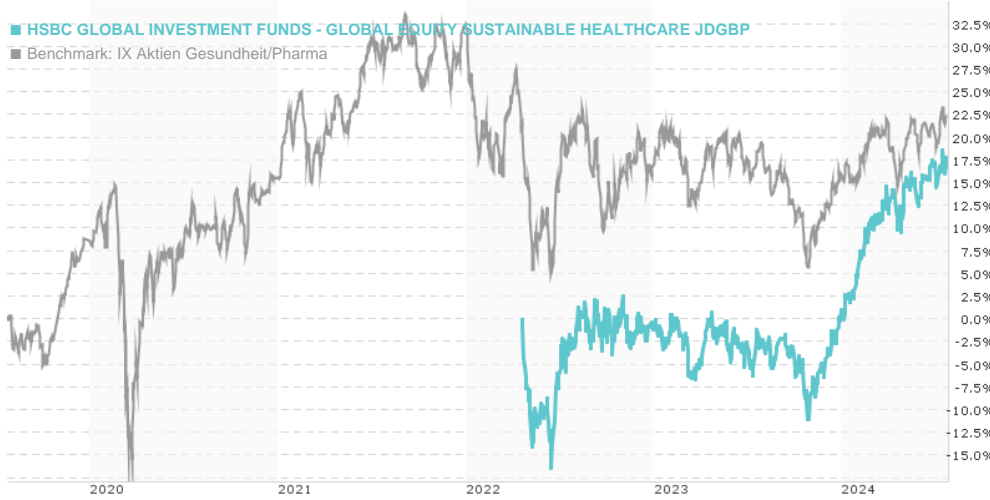


HSBC GLOBAL INVESTMENT FUNDS - GLOBAL EQUITY SUSTAINABLE HEALTHCARE JDGBP / LU2430300488 /

Last 07/24/2024 <sup>1</sup>	Region	Branch	Type of yield	Type
13.07 GBP	Worldwide	Sector Health / Pharma	paying dividend	Equity Fund



Risk key figures

SRI	1	2	3	4	5	6	7
Mountain-View Funds Rating <sup>2</sup>							EDA <sup>3</sup>
							78

Yearly Performance

2023	+0.96%
------	--------

Master data		Conditions		Other figures	
Fund type	Single fund	Issue surcharge	5.00%	Minimum investment	USD 100,000.00
Category	Equity	Planned administr. fee	0.00%	Savings plan	-
Sub category	Sector Health / Pharma	Deposit fees	0.00%	UCITS / OGAW	Yes
Fund domicile	Luxembourg	Redemption charge	0.00%	Performance fee	0.00%
Tranch volume	(07/24/2024) USD 126.50 mill.	Ongoing charges	-	Redeployment fee	0.00%
Total volume	(07/24/2024) USD 397.33 mill.	<b>Dividends</b>		<b>Investment company</b>	
Launch date	4/19/2022	HSBC Inv. Funds (LU)			
KESt report funds	No	18, Boulevard de Kockelscheuer, 1821, Luxembourg			
Business year start	01.04.	Luxembourg			
Sustainability type	Ethics/ecology	www.assetmanagement.hsbc.lu			
Fund manager	Michael Schroter, Nathalie Flury				

Performance	1M	6M	YTD	1Y	2Y	3Y	5Y	Since start
Performance	+0.57%	+14.62%	+17.93%	+20.05%	+21.84%	-	-	+17.77%
Performance p.a.	-	-	-	+19.99%	+10.38%	-	-	+7.50%
Sharpe ratio	0.51	2.27	2.61	1.34	0.47	-	-	0.24
Volatility	10.83%	11.97%	11.93%	12.38%	14.29%	0.00%	0.00%	15.92%
Worst month	-	-2.32%	-2.32%	-7.96%	-7.96%	-7.96%	0.00%	-7.96%
Best month	-	5.05%	5.05%	6.63%	6.63%	6.63%	0.00%	6.63%
Maximum loss	-2.60%	-4.37%	-4.37%	-9.62%	-13.27%	0.00%	0.00%	-

Distribution permission

Austria, Germany, Switzerland

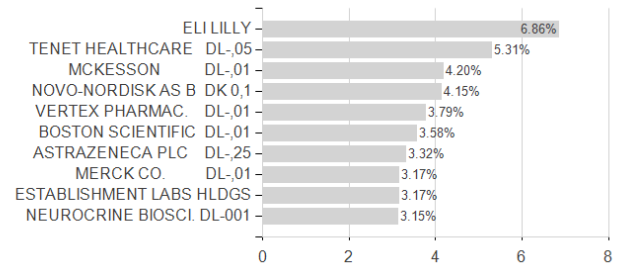
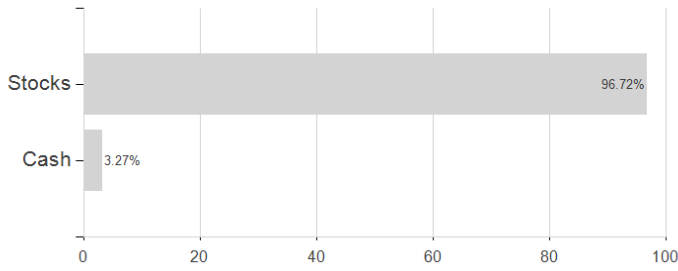
<sup>1</sup> Important note on update status: The displayed date refers exclusively to the calculation of the NAV.  
<sup>2</sup> The Mountain-View Data Fund Rating calculates a comparative ranking for funds using yield, volatility and trend data. For more information visit [MVD Funds Rating](#)  
<sup>3</sup> Displays the Ethical-Dynamical Ratio calculated according to standard criteria. The maximum value is 100. For more information visit [EDA](#)

**HSBC GLOBAL INVESTMENT FUNDS - GLOBAL EQUITY SUSTAINABLE HEALTHCARE JDGBP / LU2430300488 /**

Assessment Structure

Assets

Largest positions



Countries

Branches

Currencies

