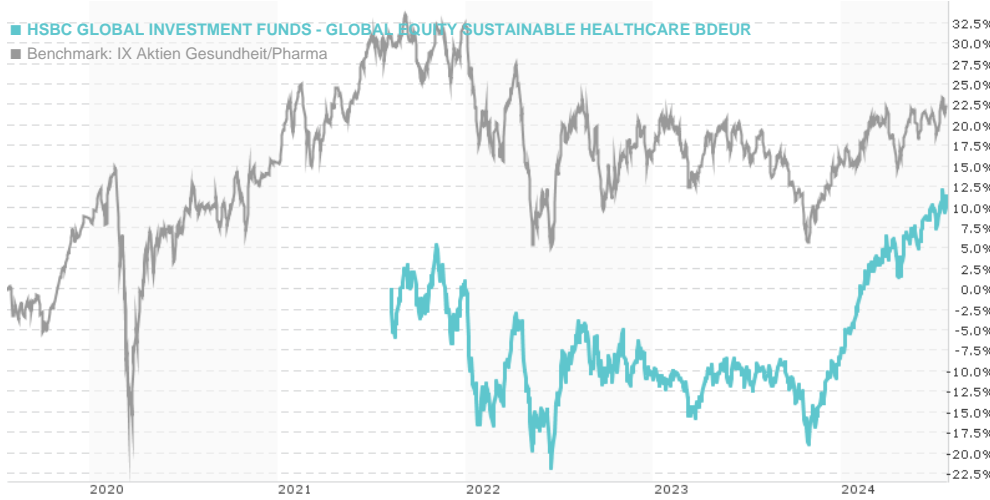


HSBC GLOBAL INVESTMENT FUNDS - GLOBAL EQUITY SUSTAINABLE HEALTHCARE BDEUR / LU2338562825 /

| | | | | |
|------------------------------|-----------|------------------------|-----------------|-------------|
| Last 07/23/2024 ¹ | Region | Branch | Type of yield | Type |
| 12.26 EUR | Worldwide | Sector Health / Pharma | paying dividend | Equity Fund |



Risk key figures

| | | | | | | | |
|-----|---|---|---|---|---|---|---|
| SRI | 1 | 2 | 3 | 4 | 5 | 6 | 7 |
|-----|---|---|---|---|---|---|---|

Mountain-View Funds Rating² EDA³

| | |
|--------|----|
| ▲▲▲▲▲▲ | 78 |
|--------|----|

Yearly Performance

| | |
|------|---------|
| 2023 | +3.05% |
| 2022 | -11.32% |

| Master data | | Conditions | | Other figures | |
|---------------------|----------------------------------|------------------------|-------|--|--------------|
| Fund type | Single fund | Issue surcharge | 5.00% | Minimum investment | USD 5,000.00 |
| Category | Equity | Planned administr. fee | 0.00% | Savings plan | - |
| Sub category | Sector Health / Pharma | Deposit fees | 0.00% | UCITS / OGAW | Yes |
| Fund domicile | Luxembourg | Redemption charge | 0.00% | Performance fee | 0.00% |
| Tranch volume | (07/23/2024) USD 1.26 mill. | Ongoing charges | - | Redeployment fee | 0.00% |
| Total volume | (07/23/2024) USD 396.75 mill. | Dividends | | Investment company | |
| Launch date | 8/9/2021 | | | HSBC Inv. Funds (LU) | |
| KESt report funds | No | | | 18, Boulevard de Kockelscheuer, 1821, Luxembourg | |
| Business year start | 01.04. | | | Luxembourg | |
| Sustainability type | Ethics/ecology | | | www.assetmanagement.hsbc.lu | |
| Fund manager | Michael Schroter, Nathalie Flury | | | | |

| Performance | 1M | 6M | YTD | 1Y | 2Y | 3Y | 5Y | Since start |
|------------------|--------|---------|---------|---------|---------|---------|-------|-------------|
| Performance | +1.34% | +16.19% | +21.56% | +23.26% | +22.40% | +11.49% | - | +11.49% |
| Performance p.a. | - | - | - | +23.26% | +10.65% | +3.75% | - | +3.75% |
| Sharpe ratio | 1.24 | 2.57 | 3.16 | 1.55 | 0.50 | - | - | 0.00 |
| Volatility | 11.69% | 12.20% | 12.15% | 12.64% | 13.93% | 0.00% | 0.00% | 17.01% |
| Worst month | - | -2.22% | -2.22% | -8.35% | -8.35% | -13.59% | 0.00% | -13.59% |
| Best month | - | 6.69% | 6.69% | 7.73% | 7.73% | 7.73% | 0.00% | 7.73% |
| Maximum loss | -2.65% | -4.71% | -4.71% | -11.39% | -15.66% | 0.00% | 0.00% | - |

Distribution permission

Austria, Germany, Switzerland, Luxembourg

¹ Important note on update status: The displayed date refers exclusively to the calculation of the NAV.

² The Mountain-View Data Fund Rating calculates a comparative ranking for funds using yield, volatility and trend data. For more information visit [MVD Funds Rating](#)

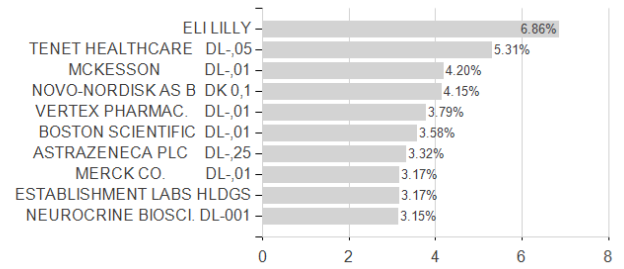
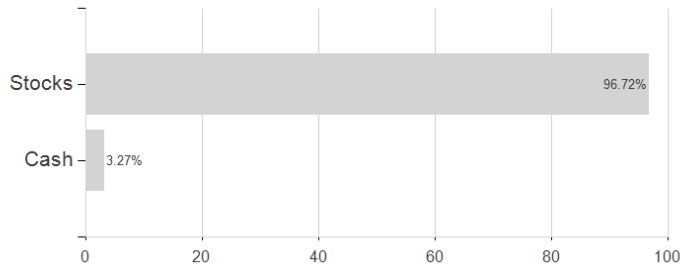
³ Displays the Ethical-Dynamical Ratio calculated according to standard criteria. The maximum value is 100. For more information visit [EDA](#)

HSBC GLOBAL INVESTMENT FUNDS - GLOBAL EQUITY SUSTAINABLE HEALTHCARE BDEUR / LU2338562825 /

Assessment Structure

Assets

Largest positions



Countries

Branches

Currencies

