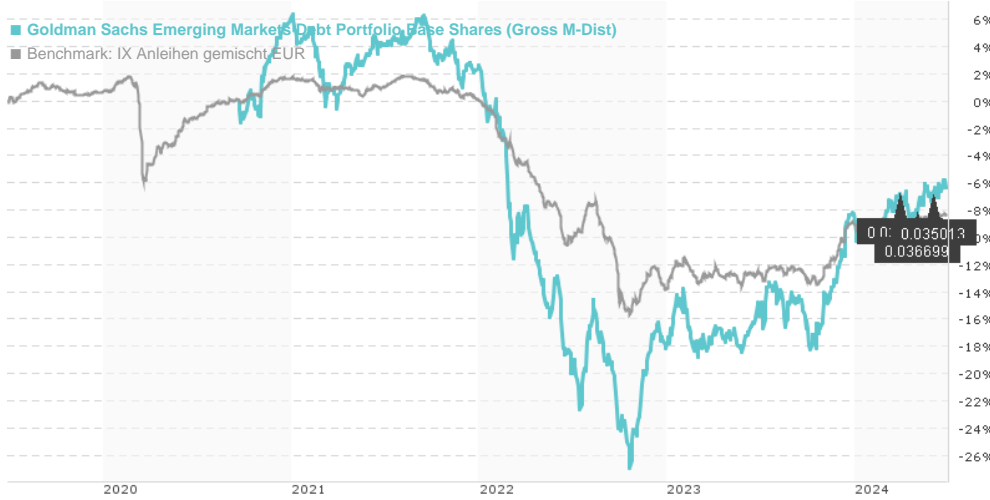


Goldman Sachs Emerging Markets Debt Portfolio Base Shares (Gross M-Dist) / LU1698128961 / A2H5M7 / Goldman

| | | | | |
|------------------------------|------------------|--------------|-----------------|-------------------|
| Last 06/27/2024 ¹ | Region | Branch | Type of yield | Type |
| 6.76 USD | Emerging Markets | Bonds: Mixed | paying dividend | Fixed-Income Fund |



Risk key figures

SRI: 1 2 3 4 5 6 7

Mountain-View Funds Rating²: EDA³

74

Yearly Performance

| | |
|------|---------|
| 2023 | +12.06% |
| 2022 | -20.20% |
| 2021 | -3.20% |

| Master data | | Conditions | | Other figures | |
|---------------------|---------------------------------|------------------------|----------|---------------------------------|--------------|
| Fund type | Single fund | Issue surcharge | 5.50% | Minimum investment | USD 5,000.00 |
| Category | Bonds | Planned administr. fee | 0.00% | Savings plan | - |
| Sub category | Bonds: Mixed | Deposit fees | 0.00% | UCITS / OGAW | Yes |
| Fund domicile | Luxembourg | Redemption charge | 0.00% | Performance fee | 0.00% |
| Tranch volume | (06/27/2024) USD 0.011 mill. | Ongoing charges | - | Redeployment fee | 0.00% |
| Total volume | (06/27/2024) USD 2,794.37 mill. | Dividends | | Investment company | |
| Launch date | 12/1/2017 | 31.05.2024 | 0.04 USD | Goldman Sachs AM BV | |
| KESr report funds | Yes | 30.04.2024 | 0.04 USD | Schenkade 65, 2509, LL Den Haag | |
| Business year start | 01.12. | 28.03.2024 | 0.03 USD | Netherlands | |
| Sustainability type | - | 29.02.2024 | 0.03 USD | www.gsam.com | |
| Fund manager | - | 31.01.2024 | 0.03 USD | | |

| Performance | 1M | 6M | YTD | 1Y | 2Y | 3Y | 5Y | Since start |
|------------------|--------|--------|--------|--------|---------|---------|-------|-------------|
| Performance | +0.52% | +2.09% | +2.06% | +9.89% | +14.90% | -10.09% | - | -6.26% |
| Performance p.a. | - | - | - | +9.86% | +7.18% | -3.48% | - | -1.70% |
| Sharpe ratio | 0.47 | 0.09 | 0.10 | 0.82 | 0.39 | -0.84 | - | -0.67 |
| Volatility | 5.92% | 5.77% | 5.87% | 7.49% | 8.88% | 8.59% | 0.00% | 8.12% |
| Worst month | - | -1.52% | -1.52% | -2.41% | -7.60% | -7.60% | 0.00% | -7.60% |
| Best month | - | 4.46% | 4.46% | 4.67% | 8.02% | 8.02% | 0.00% | 8.02% |
| Maximum loss | -0.74% | -2.64% | -2.64% | -5.77% | -14.61% | -31.32% | 0.00% | - |

Distribution permission

Austria, Germany, Switzerland, Luxembourg

¹ Important note on update status: The displayed date refers exclusively to the calculation of the NAV.

² The Mountain-View Data Fund Rating calculates a comparative ranking for funds using yield, volatility and trend data. For more information visit [MVD Funds Rating](#)

³ Displays the Ethical-Dynamical Ratio calculated according to standard criteria. The maximum value is 100. For more information visit [EDA](#)

Goldman Sachs Emerging Markets Debt Portfolio Base Shares (Gross M-Dist) / LU1698128961 / A2H5M7 / Goldman

Investment strategy

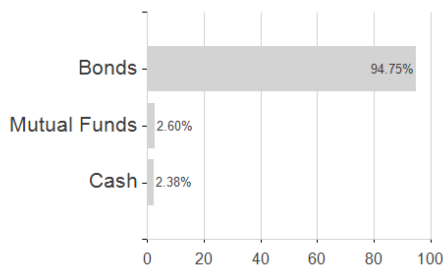
The Portfolio will mostly invest in fixed-income securities of any type of emerging country issuer. Where such issuers are companies they may either be based in or earn most of their profits or revenues from emerging markets. The Portfolio may also invest in fixed income securities where the issuer may be based anywhere in the world. The Portfolio will not invest more than 33% of its assets in other securities and instruments. Additionally, it will not invest more than 10% in convertibles (securities that can be converted into other types of securities). These convertibles may include contingent convertible bonds ("CoCos") of banks, finance and insurance companies which have a particular risk profile as set out below. The Portfolio may, under certain circumstances, have limited holdings in shares and similar instruments. The Portfolio may invest, up to 30%, in mainland China debt securities via the China Interbank Bond Market initiative. The Portfolio may invest up to one-tenth of its assets in equity or equity related securities. The Portfolio promotes environmental and/or social characteristics, however, does not commit to making any sustainable investments.

Investment goal

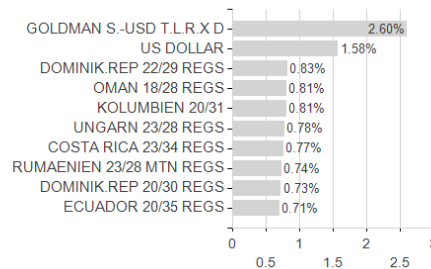
The Portfolio seeks to provide income and capital growth over the longer term.

Assessment Structure

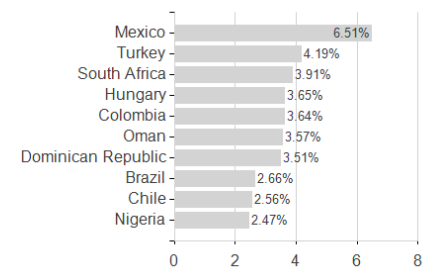
Assets



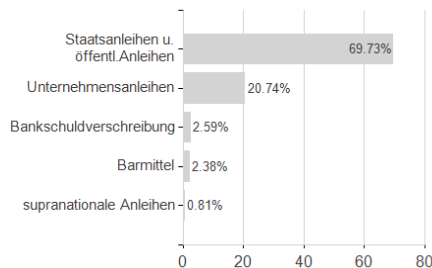
Largest positions



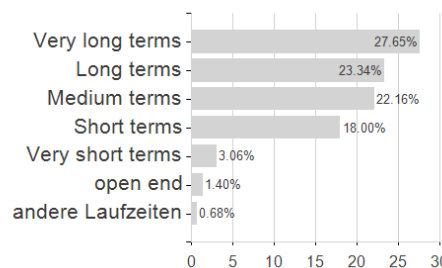
Countries



Issuer



Duration



Currencies

