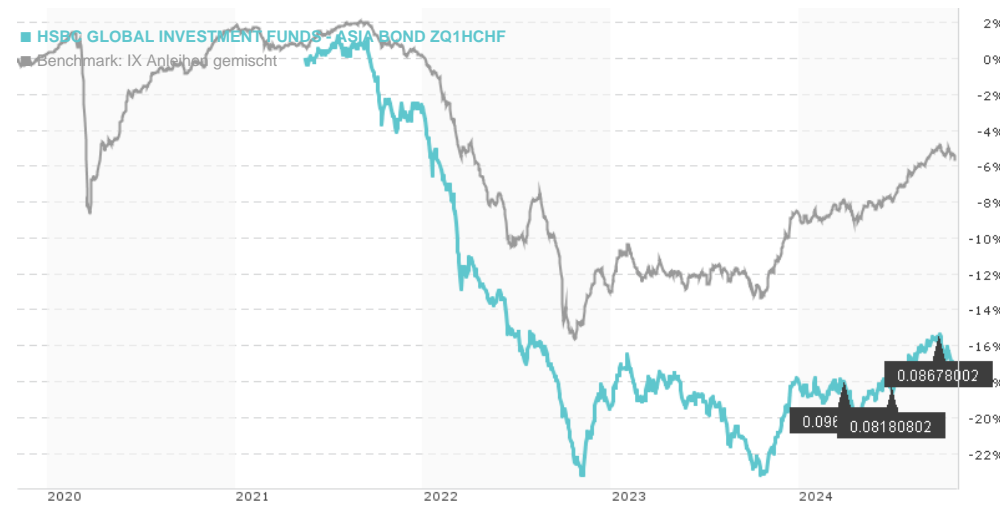


HSBC GLOBAL INVESTMENT FUNDS - ASIA BOND ZQ1HCHF / LU2313588035 / HSBC27 / HSBC Inv. Funds (LU)

Last 10/31/2024 <sup>1</sup>	Region	Branch	Type of yield	Type
7.19 CHF	Asia	Bonds: Mixed	paying dividend	Fixed-Income Fund



Risk key figures				
SRI	1	2	3	4 5 6 7
Mountain-View Funds Rating <sup>2</sup>	EDA <sup>3</sup>			
	76			

Yearly Performance	
2023	+1.96%
2022	-17.18%

Master data		Conditions		Other figures	
Fund type	Single fund	Issue surcharge	3.10%	Minimum investment	USD 1,000,000.00
Category	Bonds	Planned administr. fee	0.00%	Savings plan	-
Sub category	Bonds: Mixed	Deposit fees	0.00%	UCITS / OGAW	Yes
Fund domicile	Luxembourg	Redemption charge	0.00%	Performance fee	0.00%
Tranch volume	(10/31/2024) USD 0.763 mill.	Ongoing charges	-	Redeployment fee	0.00%
Total volume	(10/31/2024) USD 264.87 mill.	<b>Dividends</b>		<b>Investment company</b>	
Launch date	5/18/2021	27.09.2024	0.09 CHF	HSBC Inv. Funds (LU)	
KESt report funds	No	28.06.2024	0.08 CHF	18, Boulevard de Kockelscheuer, 1821, Luxembourg	
Business year start	01.04.	27.03.2024	0.10 CHF	Luxembourg	
Sustainability type	-	28.12.2023	0.08 CHF	www.assetmanagement.hsbc.lu	
Fund manager	Alfred Mui, Ming Leap	27.09.2023	0.09 CHF		

Performance	1M	6M	YTD	1Y	2Y	3Y	5Y	Since start
Performance	-1.98%	+3.39%	+0.92%	+7.65%	+7.22%	-14.36%	-	-17.04%
Performance p.a.	-	-	-	+7.63%	+3.54%	-5.04%	-	-5.26%
Sharpe ratio	-4.91	1.04	-0.51	1.15	0.11	-1.71	-	-1.81
Volatility	4.89%	3.63%	3.83%	4.01%	4.52%	4.75%	0.00%	4.59%
Worst month	-	-2.20%	-2.20%	-2.20%	-3.54%	-3.93%	0.00%	-3.93%
Best month	-	1.42%	2.83%	3.74%	3.74%	3.74%	0.00%	3.74%
Maximum loss	-2.21%	-2.21%	-2.97%	-2.97%	-8.11%	-21.27%	0.00%	-

Distribution permission

Austria, Germany, Switzerland, Czech Republic

1 Important note on update status: The displayed date refers exclusively to the calculation of the NAV.

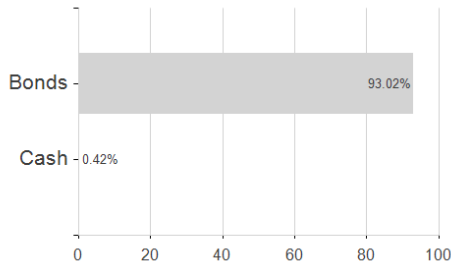
2 The Mountain-View Data Fund Rating calculates a comparative ranking for funds using yield, volatility and trend data. For more information visit [MVD Funds Rating](#)

3 Displays the Ethical-Dynamical Ratio calculated according to standard criteria. The maximum value is 100. For more information visit [EDA](#)

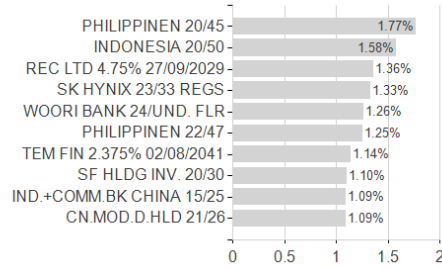
**HSBC GLOBAL INVESTMENT FUNDS - ASIA BOND ZQ1HCHF / LU2313588035 / HSBC27 / HSBC Inv. Funds (LU)**

Assessment Structure

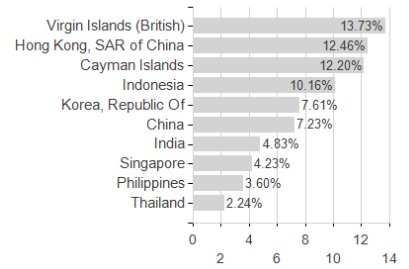
Assets



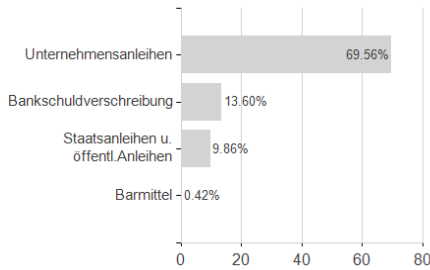
Largest positions



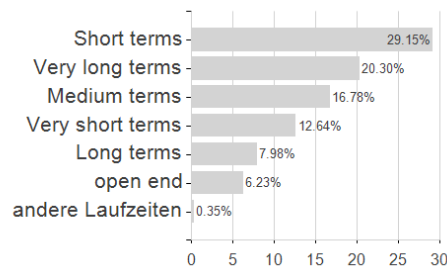
Countries



Issuer



Duration



Currencies

