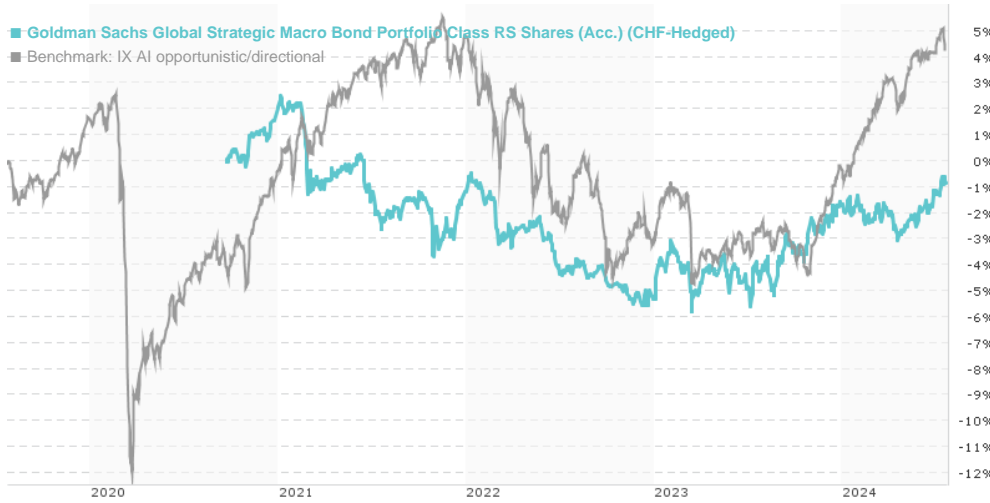


**Goldman Sachs Global Strategic Macro Bond Portfolio Class RS Shares (Acc.) (CHF-Hedged) / LU2018824867 /**

Last 07/22/2024 <sup>1</sup>	Region	Branch	Type of yield	Type
102.17 CHF	Worldwide	AI Hedgefonds Single Strategy	reinvestment	Alternative Investm.



Risk key figures						
SRI	1	2	3	4	5	6 7
Mountain-View Funds Rating <sup>2</sup>	EDA <sup>3</sup>					
	-					

Yearly Performance	
2023	+3.91%
2022	-4.15%
2021	-3.23%

Master data		Conditions		Other figures	
Fund type	Single fund	Issue surcharge	5.50%	Minimum investment	CHF 5,000.00
Category	Alternative Investments	Planned administr. fee	0.00%	Savings plan	-
Sub category	AI Hedgefonds Single Strategy	Deposit fees	0.00%	UCITS / OGAW	Yes
Fund domicile	Luxembourg	Redemption charge	0.00%	Performance fee	15.00%
Tranch volume	(07/22/2024) USD 0.458 mill.	Ongoing charges	-	Redeployment fee	0.00%
Total volume	(07/22/2024) USD 169.45 mill.	Dividends		Investment company	
Launch date	10/1/2019	Goldman Sachs AM BV			
KESt report funds	Yes	Schenkade 65, 2509, LL Den Haag			
Business year start	01.12.	Netherlands			
Sustainability type	-	www.gsam.com			
Fund manager	Sophia Ferguson				

Performance	1M	6M	YTD	1Y	2Y	3Y	5Y	Since start
Performance	+0.83%	+1.19%	+0.74%	+3.55%	+3.58%	+1.42%	-	-0.84%
Performance p.a.	-	-	-	+3.56%	+1.77%	+0.47%	-	-0.22%
Sharpe ratio	2.96	-0.52	-0.92	-0.05	-0.67	-1.10	-	-1.34
Volatility	2.59%	2.50%	2.56%	2.88%	2.87%	2.92%	0.00%	2.93%
Worst month	-	-0.99%	-0.99%	-0.99%	-0.99%	-2.21%	0.00%	-3.18%
Best month	-	0.99%	0.99%	0.99%	1.83%	1.83%	0.00%	1.83%
Maximum loss	-0.31%	-1.73%	-1.73%	-1.73%	-2.84%	-5.37%	0.00%	-

**Distribution permission**

Austria, Germany, Switzerland, Luxembourg

<sup>1</sup> Important note on update status: The displayed date refers exclusively to the calculation of the NAV.

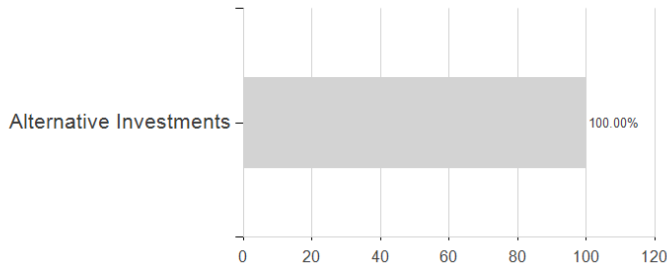
<sup>2</sup> The Mountain-View Data Fund Rating calculates a comparative ranking for funds using yield, volatility and trend data. For more information visit [MVD Funds Rating](#)

<sup>3</sup> Displays the Ethical-Dynamical Ratio calculated according to standard criteria. The maximum value is 100. For more information visit [EDA](#)

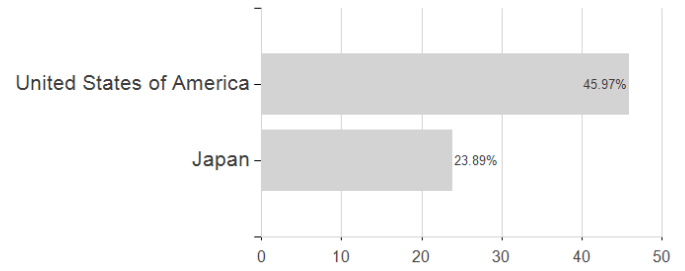
**Goldman Sachs Global Strategic Macro Bond Portfolio Class RS Shares (Acc.) (CHF-Hedged) / LU2018824867 /**

Assessment Structure

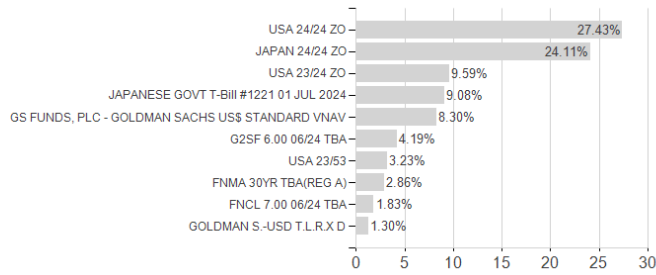
Assets



Countries



Largest positions



Currencies

