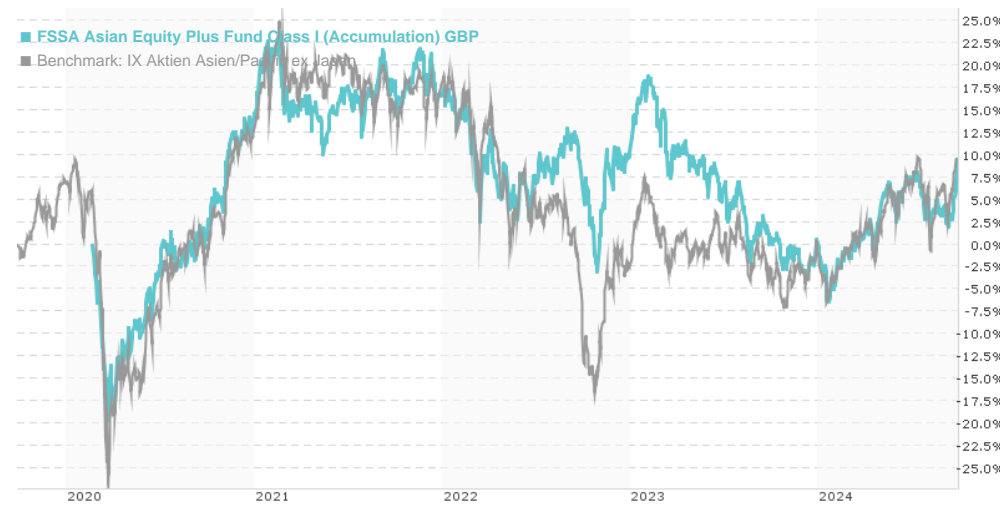


**FSSA Asian Equity Plus Fund Class I (Accumulation) GBP / IE00B97HWP13 / A2PVLV / First Sentier (IE)**

Last 09/26/2024 <sup>1</sup>	Region	Branch	Type of yield	Type
10.95 GBP	Asia/Pacific ex Japan	Mixed Sectors	reinvestment	Equity Fund



Risk key figures						
SRI	1	2	3	4	5	6 7
Mountain-View Funds Rating <sup>2</sup>	EDA <sup>3</sup>					75

Yearly Performance	
2023	-8.77%
2022	-5.72%
2021	+2.28%

Master data		Conditions		Other figures	
Fund type	Single fund	Issue surcharge	5.00%	Minimum investment	GBP 1,000.00
Category	Equity	Planned administr. fee	0.00%	Savings plan	-
Sub category	Mixed Sectors	Deposit fees	0.45%	UCITS / OGAW	Yes
Fund domicile	Ireland	Redemption charge	0.00%	Performance fee	0.00%
Tranch volume	(09/26/2024) EUR 0.939 mill.	Ongoing charges	-	Redeployment fee	0.00%
Total volume	(09/26/2024) EUR 6,157.27 mill.	Dividends		Investment company	
Launch date	2/20/2020	First Sentier (IE)			
KEST report funds	Yes	21 Charlemont Place, D02 WV10, Dublin			
Business year start	01.01.	Ireland			
Sustainability type	-	https://www.firstsentierinvestors.com/			
Fund manager	Martin Lau, Richard Jones				

Performance	1M	6M	YTD	1Y	2Y	3Y	5Y	Since start
Performance	+5.35%	+8.61%	+8.78%	+8.47%	+4.75%	-7.02%	-	+9.50%
Performance p.a.	-	-	-	+8.44%	+2.37%	-2.40%	-	+1.99%
Sharpe ratio	6.46	1.20	0.71	0.43	-0.08	-0.42	-	-0.10
Volatility	12.60%	12.00%	12.35%	11.91%	13.44%	13.80%	0.00%	14.84%
Worst month	-	-2.42%	-5.54%	-5.54%	-11.32%	-11.32%	-11.32%	-11.32%
Best month	-	4.98%	4.98%	4.98%	14.34%	14.34%	14.34%	14.34%
Maximum loss	-2.25%	-6.63%	-6.63%	-7.60%	-21.17%	-23.14%	0.00%	-

**Distribution permission**

Austria, Germany, Switzerland, Czech Republic

<sup>1</sup> Important note on update status: The displayed date refers exclusively to the calculation of the NAV.

<sup>2</sup> The Mountain-View Data Fund Rating calculates a comparative ranking for funds using yield, volatility and trend data. For more information visit [MVD Funds Rating](#)

DISCLAIMER: The information on this page are for informational purposes only and should neither an offer to sell nor a solicitation for the purchase of the security or recommendation in favor of the security to be understood. baha GmbH assumes no liability despite thorough searches for the accuracy of the data.

Funds data from: www.mountain-view.com. Fact Sheet created by: www.baha.com

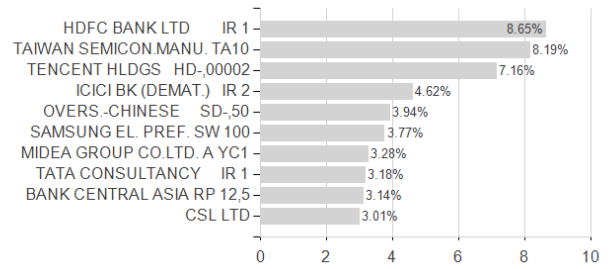
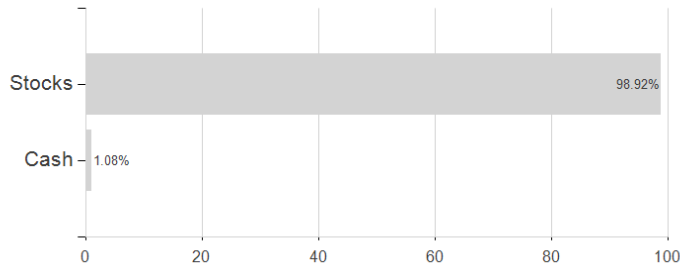
**FSSA Asian Equity Plus Fund Class I (Accumulation) GBP / IE00B97HWP13 / A2PVLV / First Sentier (IE)**

3 Displays the Ethical-Dynamical Ratio calculated according to standard criteria. The maximum value is 100. For more information visit [EDA](#)

**Assessment Structure**

**Assets**

**Largest positions**



**Countries**

**Branches**

**Currencies**

