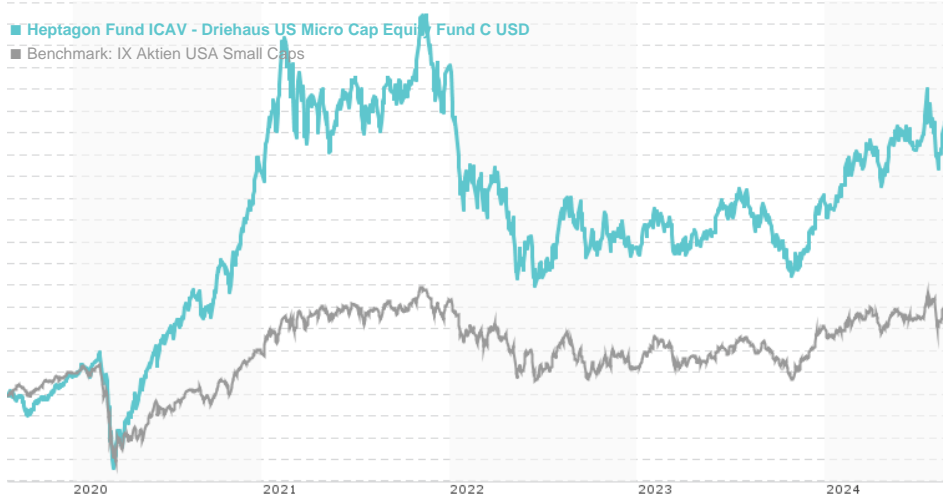


Heptagon Fund ICAV - Driehaus US Micro Cap Equity Fund C USD / IE00BDB53K54 / A2AM11 / Heptagon Capital

| | | | | |
|------------------------------|--------------------------|---------------|---------------|-------------|
| Last 08/22/2024 ¹ | Country | Branch | Type of yield | Type |
| 358.08 USD | United States of America | Mixed Sectors | reinvestment | Equity Fund |



Risk key figures

| | | | | | | | | |
|---|---|---|---|---|---|---|------------------|----|
| SRI | 1 | 2 | 3 | 4 | 5 | 6 | 7 | |
| Mountain-View Funds Rating ² | | | | | | | EDA ³ | 74 |

Yearly Performance

| | |
|------|---------|
| 2023 | +12.52% |
| 2022 | -33.15% |
| 2021 | +24.19% |
| 2020 | +85.58% |
| 2019 | +36.00% |

| Master data | | Conditions | | Other figures | |
|---------------------|-------------------------------|----------------------------------|-------|---------------------------|------------------|
| Fund type | Single fund | Issue surcharge | 3.00% | Minimum investment | USD 1,000,000.00 |
| Category | Equity | Planned administr. fee | 0.00% | Savings plan | - |
| Sub category | Mixed Sectors | Deposit fees | 0.04% | UCITS / OGAW | Yes |
| Fund domicile | Ireland | Redemption charge | 3.00% | Performance fee | 0.00% |
| Tranch volume | (08/22/2024) USD 245.29 mill. | Ongoing charges | - | Redeployment fee | 0.00% |
| Total volume | (08/22/2024) USD 859.73 mill. | Dividends | | Investment company | |
| Launch date | 12/7/2016 | Heptagon Capital | | | |
| KESt report funds | Yes | 63 Brook Street, W1K 4HS, London | | | |
| Business year start | 01.10. | United Kingdom | | | |
| Sustainability type | - | http://www.heptagon-capital.com | | | |
| Fund manager | Jeff James | | | | |

| Performance | 1M | 6M | YTD | 1Y | 2Y | 3Y | 5Y | Since start |
|------------------|---------|---------|---------|---------|---------|---------|----------|-------------|
| Performance | -3.75% | +8.96% | +17.39% | +24.02% | +21.70% | -4.16% | +117.62% | +132.93% |
| Performance p.a. | - | - | - | +23.94% | +10.30% | -1.41% | +16.81% | +14.98% |
| Sharpe ratio | -1.24 | 0.64 | 1.06 | 0.89 | 0.30 | -0.18 | 0.44 | 0.39 |
| Volatility | 32.10% | 23.73% | 23.63% | 22.95% | 22.81% | 26.84% | 30.07% | 29.18% |
| Worst month | - | -6.59% | -6.59% | -9.24% | -9.24% | -20.54% | -21.62% | -21.62% |
| Best month | - | 8.98% | 10.74% | 10.74% | 10.74% | 11.88% | 21.83% | 21.83% |
| Maximum loss | -12.74% | -15.24% | -15.24% | -17.61% | -20.46% | -45.27% | -45.27% | - |

Distribution permission

Austria, Germany, Switzerland

¹ Important note on update status: The displayed date refers exclusively to the calculation of the NAV.

² The Mountain-View Data Fund Rating calculates a comparative ranking for funds using yield, volatility and trend data. For more information visit [MVD Funds Rating](#)

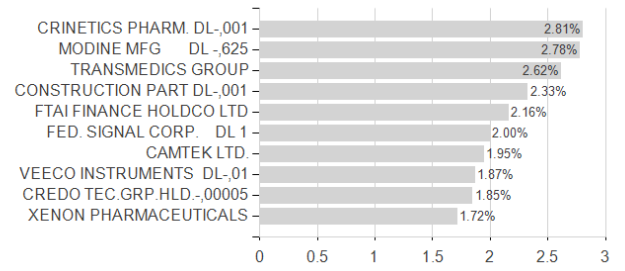
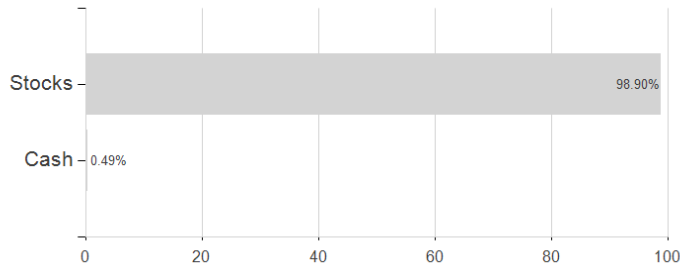
³ Displays the Ethical-Dynamical Ratio calculated according to standard criteria. The maximum value is 100. For more information visit [EDA](#)

Heptagon Fund ICAV - Driehaus US Micro Cap Equity Fund C USD / IE00BDB53K54 / A2AM11 / Heptagon Capital

Assessment Structure

Assets

Largest positions



Countries

Branches

Currencies

