

AMUNDI S&P 500 ESG INDEX A4E Acc / LU0996179262 / A1W844 / Amundi Luxembourg

| | | | | |
|------------------------------|--------------------------|---------------|---------------|-------------|
| Last 08/01/2024 ¹ | Country | Branch | Type of yield | Type |
| 888.51 EUR | United States of America | Mixed Sectors | reinvestment | Equity Fund |



Risk key figures

| | | | | | | | |
|---|------------------|---|---|---|---|---|---|
| SRI | 1 | 2 | 3 | 4 | 5 | 6 | 7 |
| Mountain-View Funds Rating ² | EDA ³ | | | | | | |
| | ▲▲▲▲▲ | | | | | | |

Yearly Performance

| | |
|------|---------|
| 2023 | +22.89% |
| 2022 | -13.12% |
| 2021 | +42.34% |
| 2020 | +5.79% |
| 2019 | +33.82% |

| Master data | | Conditions | | Other figures | |
|---------------------|---------------------------------|---|-------|---------------------------|-------|
| Fund type | Single fund | Issue surcharge | 4.50% | Minimum investment | UNT 0 |
| Category | Equity | Planned administr. fee | 0.00% | Savings plan | - |
| Sub category | Mixed Sectors | Deposit fees | 0.00% | UCITS / OGAW | Yes |
| Fund domicile | Luxembourg | Redemption charge | 0.00% | Performance fee | 0.00% |
| Tranch volume | (08/01/2024) USD 181.12 mill. | Ongoing charges | - | Redeployment fee | 0.00% |
| Total volume | (08/01/2024) USD 2,229.62 mill. | Dividends | | Investment company | |
| Launch date | 6/29/2016 | Amundi Luxembourg | | | |
| KESr report funds | No | 5 allée Scheffer, L-2520, Luxembourg | | | |
| Business year start | 01.10. | Luxembourg | | | |
| Sustainability type | Ethics/ecology | https://www.amundi.lu | | | |
| Fund manager | Zhao Shan | | | | |

| Performance | 1M | 6M | YTD | 1Y | 2Y | 3Y | 5Y | Since start |
|------------------|--------|---------|---------|---------|---------|---------|----------|-------------|
| Performance | -1.34% | +12.21% | +17.80% | +22.39% | +30.43% | +45.48% | +105.18% | +190.31% |
| Performance p.a. | - | - | - | +22.32% | +14.18% | +13.31% | +15.44% | +14.73% |
| Sharpe ratio | -1.18 | 1.96 | 2.52 | 1.56 | 0.68 | 0.56 | 0.56 | 0.59 |
| Volatility | 15.52% | 11.40% | 11.50% | 12.03% | 15.46% | 17.17% | 21.13% | 18.84% |
| Worst month | - | -2.79% | -2.79% | -2.79% | -9.34% | -9.34% | -12.34% | -12.34% |
| Best month | - | 5.36% | 5.36% | 5.68% | 7.86% | 11.71% | 12.90% | 12.90% |
| Maximum loss | -4.97% | -4.97% | -4.97% | -7.84% | -15.62% | -17.24% | -33.68% | - |

Distribution permission

Austria, Germany, Switzerland, Luxembourg

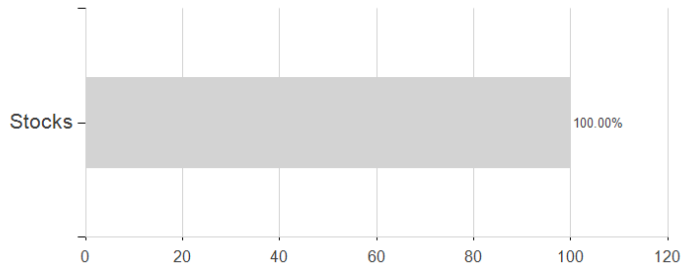
¹ Important note on update status: The displayed date refers exclusively to the calculation of the NAV.
² The Mountain-View Data Fund Rating calculates a comparative ranking for funds using yield, volatility and trend data. For more information visit [MVD Funds Rating](#)

AMUNDI S&P 500 ESG INDEX A4E Acc / LU0996179262 / A1W844 / Amundi Luxembourg

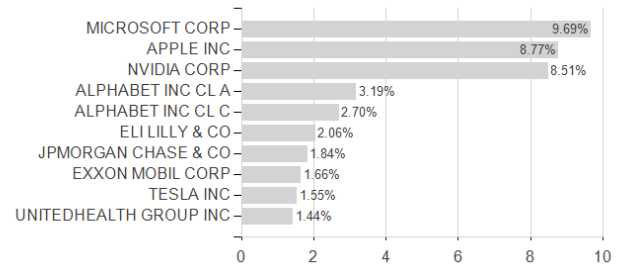
3 Displays the Ethical-Dynamical Ratio calculated according to standard criteria. The maximum value is 100. For more information visit [EDA](#)

Assessment Structure

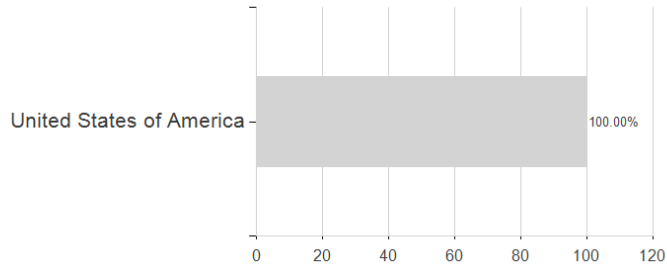
Assets



Largest positions



Countries



Branches

