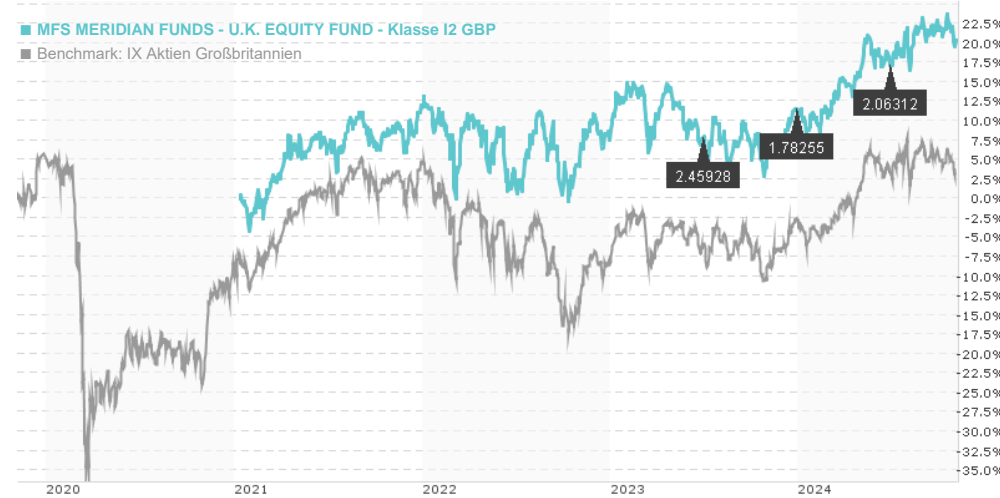


**MFS MERIDIAN FUNDS - U.K. EQUITY FUND - Klasse I2 GBP / LU0808563000 / A1J1H6 / MFS IM Co. (LU)**

Last 11/05/2024 <sup>1</sup>	Country	Branch	Type of yield	Type
131.65 GBP	United Kingdom	Mixed Sectors	paying dividend	Equity Fund



**Risk key figures**

SRI	1	2	3	4	5	6	7
Mountain-View Funds Rating <sup>2</sup>	EDA <sup>3</sup>						
	61						

**Yearly Performance**

2023	+3.62%
2022	-3.72%
2021	+11.82%

Master data		Conditions		Other figures	
Fund type	Single fund	Issue surcharge	0.00%	Minimum investment	UNT 0
Category	Equity	Planned administr. fee	0.00%	Savings plan	-
Sub category	Mixed Sectors	Deposit fees	0.00%	UCITS / OGAW	Yes
Fund domicile	Luxembourg	Redemption charge	0.00%	Performance fee	0.00%
Tranch volume	(11/05/2024) GBP 0.241 mill.	Ongoing charges	-	Redeployment fee	0.00%
Total volume	(11/05/2024) GBP 15.13 mill.	Dividends		Investment company	
Launch date	8/23/2012	28.06.2024	2.06 GBP	MFS IM Co. (LU)	
KESt report funds	Yes	29.12.2023	1.78 GBP	One Carter Lane, EC4V 5ER, London	
Business year start	01.02.	30.06.2023	2.46 GBP	United Kingdom	
Sustainability type	-	30.12.2022	2.26 GBP	https://www.mfs.com	
Fund manager	James Neale, Florence Taj, Victoria Higley	30.06.2022	1.97 GBP		

Performance	1M	6M	YTD	1Y	2Y	3Y	5Y	Since start
Performance	-1.19%	+2.46%	+7.95%	+14.02%	+12.69%	+10.18%	-	+20.44%
Performance p.a.	-	-	-	+14.02%	+6.17%	+3.28%	-	+5.00%
Sharpe ratio	-2.07	0.19	0.69	1.21	0.30	0.02	-	0.16
Volatility	8.24%	10.01%	9.30%	9.09%	10.29%	12.25%	0.00%	11.87%
Worst month	-	-1.71%	-1.71%	-1.71%	-5.76%	-6.40%	0.00%	-6.40%
Best month	-	4.07%	4.44%	4.44%	6.21%	6.21%	0.00%	6.21%
Maximum loss	-3.31%	-4.41%	-4.41%	-4.41%	-10.50%	-12.08%	0.00%	-

**Distribution permission**

Austria, Germany, Switzerland

<sup>1</sup> Important note on update status: The displayed date refers exclusively to the calculation of the NAV.

<sup>2</sup> The Mountain-View Data Fund Rating calculates a comparative ranking for funds using yield, volatility and trend data. For more information visit [MVD Funds Rating](#)

<sup>3</sup> Displays the Ethical-Dynamical Ratio calculated according to standard criteria. The maximum value is 100. For more information visit [EDA](#)

**MFS MERIDIAN FUNDS - U.K. EQUITY FUND - Klasse I2 GBP / LU0808563000 / A1J1H6 / MFS IM Co. (LU)**

**Investment strategy**

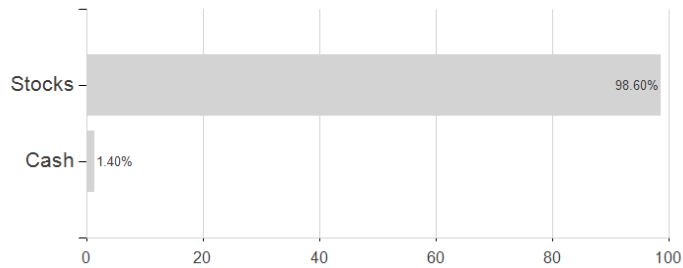
The fund invests primarily (at least 70%) in U.K. equity securities. The fund may also invest in other equity securities, including other European equity securities. The fund may invest a relatively large percentage of its assets in a small number of companies

**Investment goal**

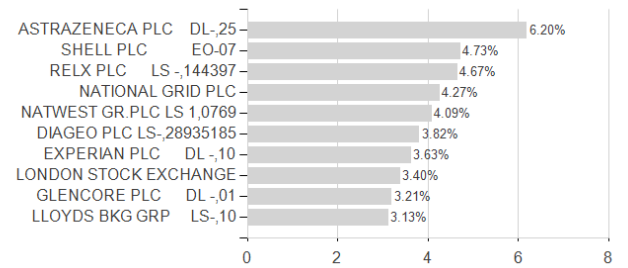
The fund's objective is capital appreciation, measured in sterling.

**Assessment Structure**

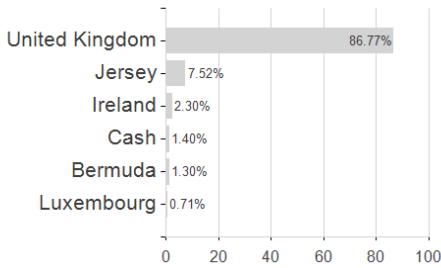
**Assets**



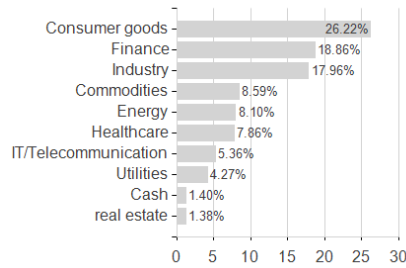
**Largest positions**



**Countries**



**Branches**



**Currencies**

