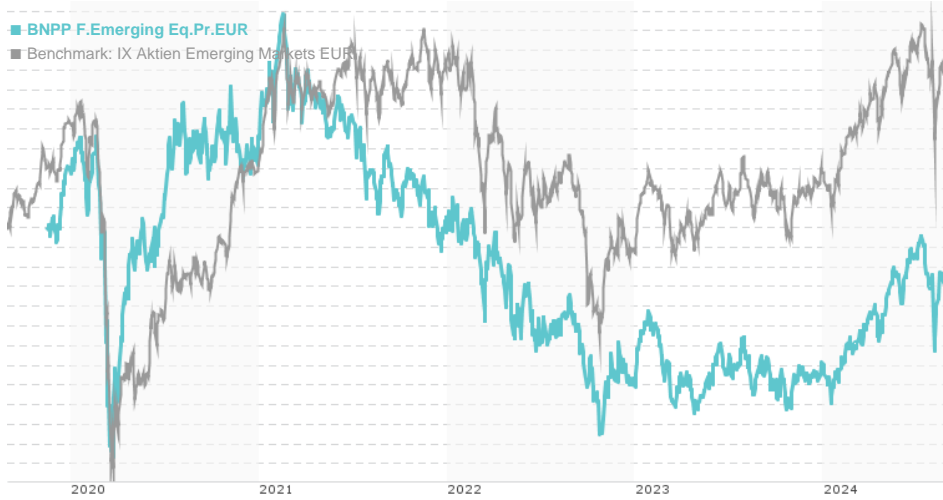


**BNPP F.Emerging Eq.Pr.EUR / LU1956131921 / A3EATA / BNP PARIBAS AM (LU)**

Last 08/28/2024 <sup>1</sup>	Region	Branch	Type of yield	Type
94.75 EUR	Emerging Markets	Mixed Sectors	reinvestment	Equity Fund



**Risk key figures**

SRI	1	2	3	4	5	6	7
Mountain-View Funds Rating <sup>2</sup>	EDA <sup>3</sup>						
	78						

**Yearly Performance**

2023	+2.93%
2022	-16.69%
2021	-7.59%
2020	+3.30%

Master data		Conditions		Other figures	
Fund type	Single fund	Issue surcharge	3.00%	Minimum investment	EUR 3,000,000.00
Category	Equity	Planned administr. fee	0.00%	Savings plan	-
Sub category	Mixed Sectors	Deposit fees	0.00%	UCITS / OGAW	Yes
Fund domicile	Luxembourg	Redemption charge	0.00%	Performance fee	0.00%
Tranch volume	(08/28/2024) USD 0.397 mill.	Ongoing charges	-	Redeployment fee	0.00%
Total volume	(08/28/2024) USD 170.43 mill.	<b>Dividends</b>		<b>Investment company</b>	
Launch date	11/15/2019	BNP PARIBAS AM (LU)			
KESt report funds	Yes	10, rue Edward Steichen, 2540, Luxembourg			
Business year start	01.01.	Luxembourg			
Sustainability type	-	https://www.bnpparibas-am.com			
Fund manager	CHEN Zhikai				

Performance	1M	6M	YTD	1Y	2Y	3Y	5Y	Since start
Performance	+0.17%	+8.05%	+9.13%	+10.32%	+2.08%	-10.40%	-	-5.64%
Performance p.a.	-	-	-	+10.29%	+1.03%	-3.60%	-	-1.20%
Sharpe ratio	-0.06	0.92	0.79	0.52	-0.18	-0.48	-	-0.26
Volatility	25.61%	14.39%	13.61%	12.97%	13.84%	14.89%	0.00%	17.95%
Worst month	-	-2.23%	-2.35%	-3.93%	-8.29%	-8.29%	-14.55%	-14.55%
Best month	-	5.42%	5.42%	5.42%	9.66%	9.66%	16.54%	16.54%
Maximum loss	-8.09%	-11.75%	-11.75%	-11.75%	-14.47%	-27.13%	0.00%	-

**Distribution permission**

Austria, Germany, Switzerland, Luxembourg

<sup>1</sup> Important note on update status: The displayed date refers exclusively to the calculation of the NAV.

<sup>2</sup> The Mountain-View Data Fund Rating calculates a comparative ranking for funds using yield, volatility and trend data. For more information visit [MVD Funds Rating](#)

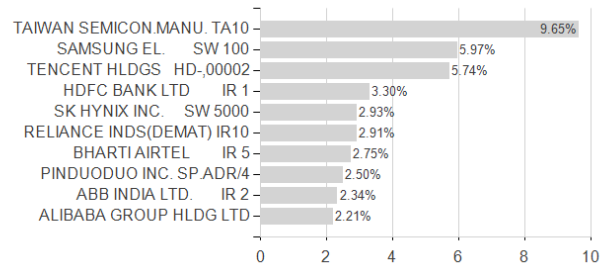
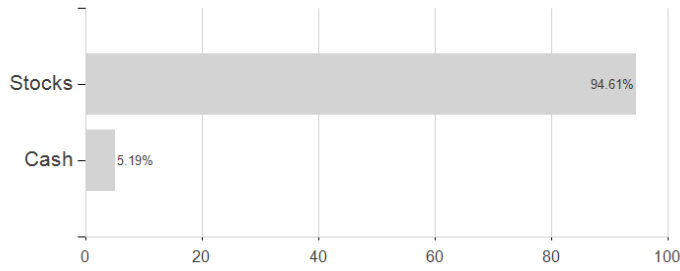
<sup>3</sup> Displays the Ethical-Dynamical Ratio calculated according to standard criteria. The maximum value is 100. For more information visit [EDA](#)

BNPP F.Emerging Eq.Pr.EUR / LU1956131921 / A3EATA / BNP PARIBAS AM (LU)

Assessment Structure

Assets

Largest positions



Countries

Branches

Currencies

