

Amundi S&P GI.Com.Ser.ESG UCITS ETF DR / IE000EFHIFG3 / A3DSS2 / Amundi (IE)

Last 08/22/2024 ¹	Region	Branch	Type of yield	Type
14.95 EUR	Worldwide	ETF Stocks	reinvestment	Alternative Investm.



Risk key figures

SRI	1	2	3	4	5	6	7
Mountain-View Funds Rating ²							EDA ³
-							78

Yearly Performance

2023	+45.28%
------	---------

Master data		Conditions		Other figures	
Fund type	Single fund	Issue surcharge	0.00%	Minimum investment	UNT 1
Category	Equity	Planned administr. fee	0.00%	Savings plan	-
Sub category	ETF Stocks	Deposit fees	0.00%	UCITS / OGAW	Yes
Fund domicile	Ireland	Redemption charge	0.00%	Performance fee	0.00%
Tranch volume	(08/22/2024) EUR 262.06 mill.	Ongoing charges	-	Redeployment fee	0.00%
Total volume	-	Dividends		Investment company	
Launch date	9/20/2022			Amundi (IE)	
KESt report funds	Yes				
Business year start	01.01.			Ireland	
Sustainability type	Ethics/ecology			www.amundi.ie	
Fund manager	-				

Performance	1M	6M	YTD	1Y	2Y	3Y	5Y	Since start
Performance	-4.69%	+3.62%	+17.09%	+28.68%	+49.53%	-	-	+49.53%
Performance p.a.	-	-	-	+28.59%	+23.27%	-	-	+23.27%
Sharpe ratio	-1.70	0.21	1.37	1.49	-	-	-	1.05
Volatility	27.46%	18.06%	17.91%	16.85%	0.00%	0.00%	0.00%	18.79%
Worst month	-	-3.99%	-3.99%	-3.99%	-9.66%	0.00%	0.00%	-9.66%
Best month	-	5.97%	6.19%	6.19%	12.40%	0.00%	0.00%	12.40%
Maximum loss	-10.69%	-14.53%	-14.53%	-14.53%	0.00%	0.00%	0.00%	-

Distribution permission

Austria, Germany

1 Important note on update status: The displayed date refers exclusively to the calculation of the NAV.

2 The Mountain-View Data Fund Rating calculates a comparative ranking for funds using yield, volatility and trend data. For more information visit [MVD Funds Rating](#)

3 Displays the Ethical-Dynamical Ratio calculated according to standard criteria. The maximum value is 100. For more information visit [EDA](#)

Amundi S&P GI.Com.Ser.ESG UCITS ETF DR / IE000EFHIFG3 / A3DSS2 / Amundi (IE)

Investment strategy

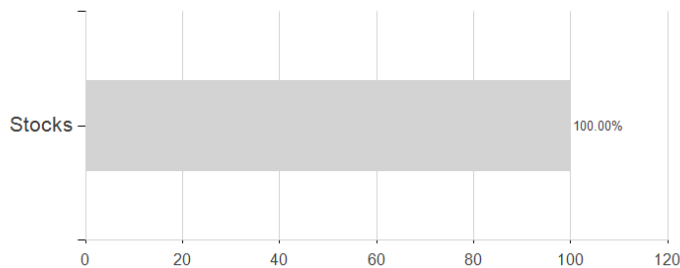
The Index is an equity index that measures the performance of eligible equity securities from the S&P Developed Ex-Korea LargeMidCap Communication Services index (the "Parent Index"). The Parent Index is designed to measure the performance of large and mid-cap communication services companies in developed markets excluding Korea which make up approximately 85% of the total available capital. Communication services companies are identified by reference to the GICS. The communication services sector comprises of companies that facilitate communication and offer related content and information through various mediums. It includes telecom and media & entertainment companies including producers of interactive gaming products and companies engaged in content and information creation or distribution through proprietary platforms. The Index is selected and weighted to enhance Sustainability and ESG profiles, meet environmental targets, and reduce carbon footprint, all compared to the Parent Index.

Investment goal

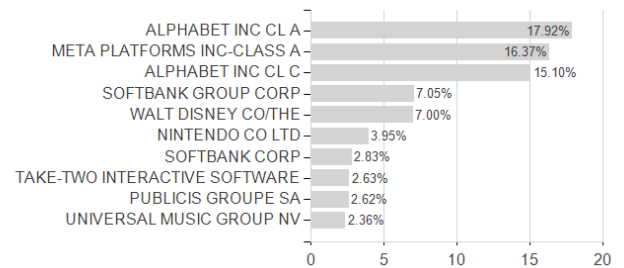
The Sub-Fund is passively managed. The objective of the Sub-Fund is to track the performance of The S&P Developed Ex-Korea LargeMidCap Sustainability Enhanced Communication Services Index (the "Index"). The Sub-Fund aims to achieve a level of tracking error of the Sub-Fund and its Index that will not normally exceed 1%.

Assessment Structure

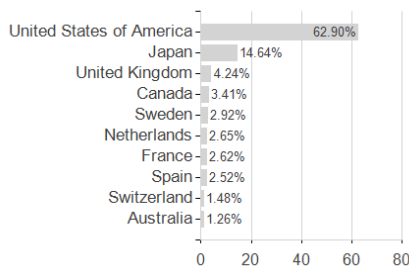
Assets



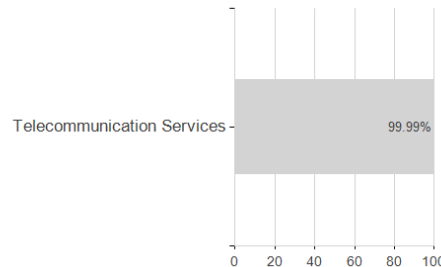
Largest positions



Countries



Branches



Currencies

