

AMS Vontobel GI.Eq.Em.Pr.USD / LU2310409193 / A3C7L5 / BNP PARIBAS AM (LU)

| | | | | |
|------------------------------|------------------|---------------|---------------|-------------|
| Last 07/19/2024 ¹ | Region | Branch | Type of yield | Type |
| 78.96 USD | Emerging Markets | Mixed Sectors | reinvestment | Equity Fund |



Risk key figures

SRI: 1 2 3 4 5 6 7

Mountain-View Funds Rating²: EDA³

▲ ▲ ▲ ▲ ▲ ▲

Yearly Performance

| | |
|------|---------|
| 2023 | +6.31% |
| 2022 | -23.52% |

| Master data | | Conditions | | Other figures | |
|---------------------|-------------------------------|------------------------|-------|---|------------------|
| Fund type | Single fund | Issue surcharge | 3.00% | Minimum investment | EUR 3,000,000.00 |
| Category | Equity | Planned administr. fee | 0.00% | Savings plan | - |
| Sub category | Mixed Sectors | Deposit fees | 0.00% | UCITS / OGAW | Yes |
| Fund domicile | Luxembourg | Redemption charge | 0.00% | Performance fee | 0.00% |
| Tranch volume | (07/19/2024) USD 5.42 mill. | Ongoing charges | - | Redeployment fee | 0.00% |
| Total volume | (07/19/2024) USD 345.14 mill. | Dividends | | Investment company | |
| Launch date | 7/19/2021 | | | BNP PARIBAS AM (LU) | |
| KESt report funds | No | | | 10, rue Edward Steichen, 2540, Luxembourg | |
| Business year start | 01.01. | | | Luxembourg | |
| Sustainability type | - | | | https://www.bnpparibas-am.com | |
| Fund manager | - | | | | |

| Performance | 1M | 6M | YTD | 1Y | 2Y | 3Y | 5Y | Since start |
|------------------|--------|---------|--------|---------|---------|---------|-------|-------------|
| Performance | -2.46% | +12.74% | +5.59% | +2.87% | +8.58% | -21.04% | - | -21.04% |
| Performance p.a. | - | - | - | +2.86% | +4.20% | -7.57% | - | -7.57% |
| Sharpe ratio | -2.59 | 1.88 | 0.51 | -0.06 | 0.03 | -0.64 | - | -0.64 |
| Volatility | 11.52% | 12.51% | 13.31% | 14.38% | 15.99% | 17.48% | 0.00% | 17.48% |
| Worst month | - | -5.76% | -5.76% | -6.68% | -10.47% | -10.47% | 0.00% | -10.47% |
| Best month | - | 6.12% | 6.12% | 6.93% | 18.42% | 18.42% | 0.00% | 18.42% |
| Maximum loss | -4.29% | -5.46% | -6.30% | -14.04% | -20.36% | -40.21% | 0.00% | - |

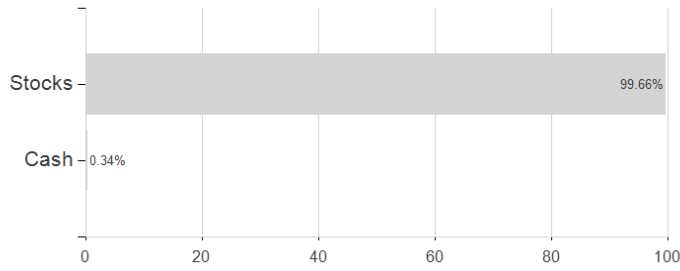
Distribution permission
Germany, Switzerland

1 Important note on update status: The displayed date refers exclusively to the calculation of the NAV.
2 The Mountain-View Data Fund Rating calculates a comparative ranking for funds using yield, volatility and trend data. For more information visit [MVD Funds Rating](#)
3 Displays the Ethical-Dynamical Ratio calculated according to standard criteria. The maximum value is 100. For more information visit [EDA](#)

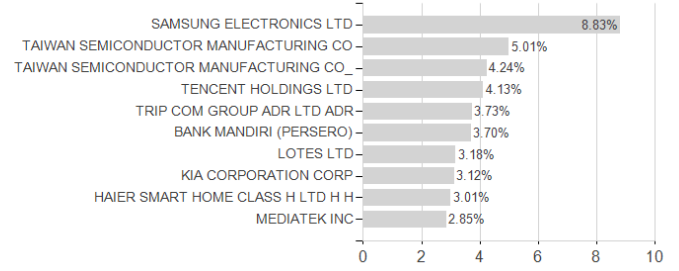
AMS Vontobel GI.Eq.Em.Pr.USD / LU2310409193 / A3C7L5 / BNP PARIBAS AM (LU)

Assessment Structure

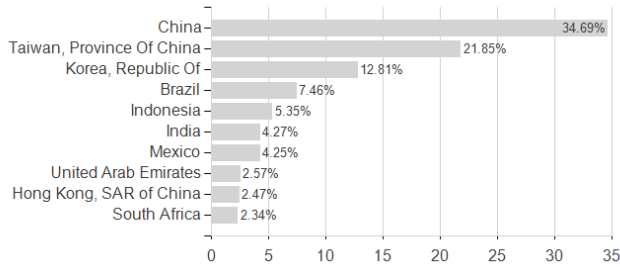
Assets



Largest positions



Countries



Branches

