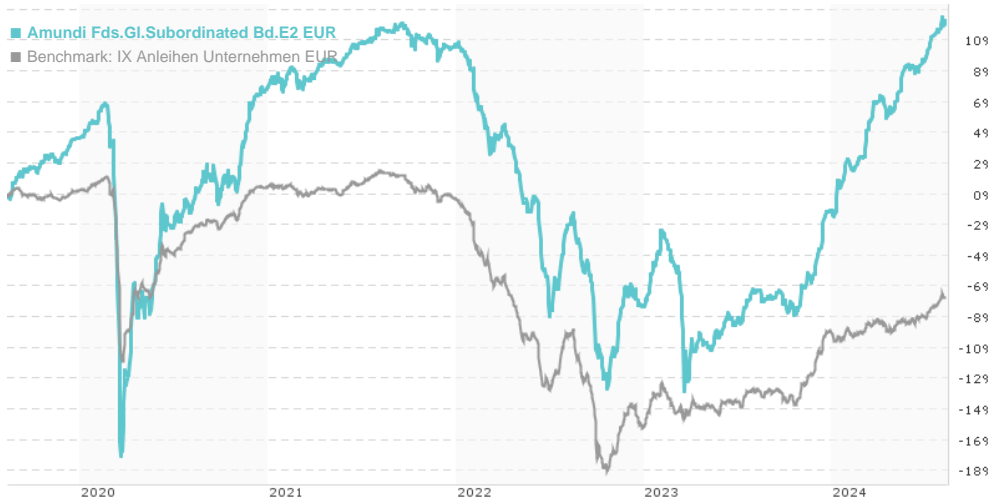


Amundi Fds.GI.Subordinated Bd.E2 EUR / LU1883334358 / A2PCT4 / Amundi Luxembourg

Last 08/08/2024 ¹	Region	Branch	Type of yield	Type
6.74 EUR	Worldwide	Corporate Bonds	reinvestment	Fixed-Income Fund

■ Amundi Fds.GI.Subordinated Bd.E2 EUR
■ Benchmark: IX Anleihen Unternehmen EUR



Risk key figures

SRI 1 2 3 4 5 6 7

Mountain-View Funds Rating² EDA³

79

Yearly Performance

2023	+6.64%
2022	-15.53%
2021	+2.58%
2020	+3.22%

Master data		Conditions		Other figures	
Fund type	Single fund	Issue surcharge	4.00%	Minimum investment	EUR 25,000.00
Category	Bonds	Planned administr. fee	0.00%	Savings plan	-
Sub category	Corporate Bonds	Deposit fees	0.00%	UCITS / OGAW	Yes
Fund domicile	Luxembourg	Redemption charge	0.00%	Performance fee	0.00%
Tranch volume	(08/08/2024) EUR 140.25 mill.	Ongoing charges	-	Redeployment fee	0.00%
Total volume	(08/08/2024) EUR 708.49 mill.	Dividends		Investment company	
Launch date	6/14/2019	Amundi Luxembourg			
KESr report funds	No	5 allée Scheffer, L-2520, Luxembourg			
Business year start	01.07.	Luxembourg			
Sustainability type	-	https://www.amundi.lu			
Fund manager	Vianney Hocquet, Jordan Skornik, Steven Fawn				

Performance	1M	6M	YTD	1Y	2Y	3Y	5Y	Since start
Performance	+1.54%	+9.52%	+12.54%	+18.77%	+13.43%	+0.42%	+11.19%	+13.64%
Performance p.a.	-	-	-	+18.71%	+6.50%	+0.14%	+2.14%	+2.52%
Sharpe ratio	6.76	5.97	6.00	4.55	0.49	-0.61	-0.21	-0.16
Volatility	2.38%	2.75%	3.03%	3.34%	5.98%	5.65%	6.77%	6.70%
Worst month	-	-0.55%	-0.55%	-0.55%	-6.36%	-7.37%	-14.54%	-14.54%
Best month	-	3.60%	3.72%	3.72%	4.24%	5.70%	6.32%	6.32%
Maximum loss	-0.49%	-1.33%	-1.33%	-1.73%	-11.75%	-21.54%	-21.61%	-

Distribution permission

Austria, Germany, Switzerland

¹ Important note on update status: The displayed date refers exclusively to the calculation of the NAV.

² The Mountain-View Data Fund Rating calculates a comparative ranking for funds using yield, volatility and trend data. For more information visit [MVD Funds Rating](#)

³ Displays the Ethical-Dynamical Ratio calculated according to standard criteria. The maximum value is 100. For more information visit [EDA](#)

DISCLAIMER: The information on this page are for informational purposes only and should neither an offer to sell nor a solicitation for the purchase of the security or recommendation in favor of the security to be understood. baha GmbH assumes no liability despite thorough searches for the accuracy of the data.

Funds data from: www.mountain-view.com. Fact Sheet created by: www.baha.com

Created: 08/12/2024

Amundi Fds.GI.Subordinated Bd.E2 EUR / LU1883334358 / A2PCT4 / Amundi Luxembourg

Investment strategy

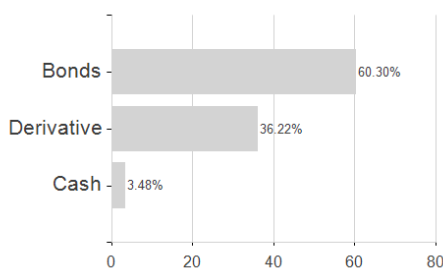
In actively managing the sub-fund, the investment manager uses market, issuer and credit analysis to identify investments that appear to offer the best risk-adjusted returns (top-down and bottom-up approach). The investment manager pursues a flexible asset allocation strategy. The Sub-Fund is mainly exposed to the issuers of the Benchmark, however, the management of the Sub-Fund is discretionary, and will invest in issuers not included in the Benchmark. The Sub-Fund monitors risk exposure in relation to the Benchmark however the extent of deviation from the Benchmark is expected to be material.

Investment goal


Seeks to increase the value of your investment (through income and capital growth) over the recommended holding period, while achieving an ESG score greater than that of its investment universe. The sub-fund is actively managed. It mainly invests in bonds, perpetual bonds and convertible bonds, issued by corporate issuers, anywhere in the world, including emerging markets. These investments are subordinated and may be below investment grade. The sub-fund may or may not hedge currency risk at portfolio level, at the discretion of the investment manager. The sub-fund uses derivatives to reduce various risks (hedging), manage the portfolio more efficiently, and gain exposure (long or short) to various assets, markets or other investment opportunities such as credit, interest rates and foreign exchange.

Assessment Structure

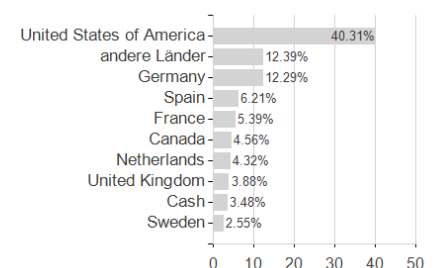
Assets



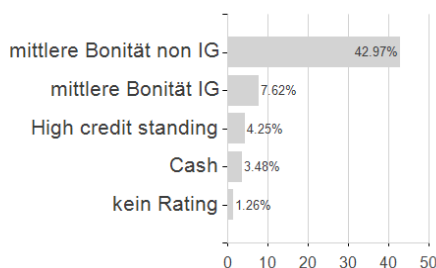
Largest positions



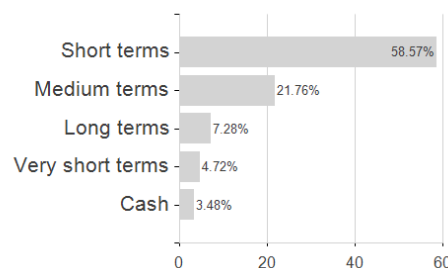
Countries



Rating



Duration



Currencies

