

Fidelity Fd.Sust.Jap.Eq.Fd.W Acc GBP / LU2327455841 / FF0294 / FIL IM (LU)

Last 07/23/2024 ¹	Country	Branch	Type of yield	Type
1.04 GBP	Japan	Mixed Sectors	reinvestment	Equity Fund



Risk key figures	
SRI	1 2 3 4 5 6 7
Mountain-View Funds Rating ²	EDA ³
▲▲▲▲▲▲	75

Yearly Performance	
2023	+3.56%
2022	-13.45%

Master data		Conditions		Other figures	
Fund type	Single fund	Issue surcharge	0.00%	Minimum investment	USD 2,500.00
Category	Equity	Planned administr. fee	0.00%	Savings plan	-
Sub category	Mixed Sectors	Deposit fees	0.35%	UCITS / OGAW	Yes
Fund domicile	Luxembourg	Redemption charge	0.00%	Performance fee	0.00%
Tranch volume	(07/23/2024) EUR 7.28 mill.	Ongoing charges	-	Redeployment fee	0.00%
Total volume	(06/28/2024) EUR 292.85 mill.	Dividends		Investment company	
Launch date	4/14/2021			FIL IM (LU)	
KESt report funds	No			Kärntner Straße 9, Top 8, 1010, Wien	
Business year start	01.05.			Austria	
Sustainability type	Ethics/ecology			https://www.fidelity.at	
Fund manager	Masafumi Oshiden, Ying Lu				

Performance	1M	6M	YTD	1Y	2Y	3Y	5Y	Since start
Performance	+6.04%	+5.50%	+7.92%	+8.48%	+11.28%	+1.47%	-	+3.60%
Performance p.a.	-	-	-	+8.48%	+5.50%	+0.49%	-	+1.09%
Sharpe ratio	10.60	0.60	0.84	0.37	0.13	-0.22	-	-0.18
Volatility	9.95%	12.77%	13.11%	13.13%	13.72%	14.59%	0.00%	14.64%
Worst month	-	-4.03%	-4.03%	-4.03%	-4.03%	-9.34%	0.00%	-9.34%
Best month	-	3.02%	4.12%	4.12%	7.28%	7.28%	0.00%	7.44%
Maximum loss	-0.97%	-7.78%	-7.78%	-8.88%	-11.67%	-25.74%	0.00%	-

Distribution permission

Austria, Germany, Switzerland

1 Important note on update status: The displayed date refers exclusively to the calculation of the NAV.

2 The Mountain-View Data Fund Rating calculates a comparative ranking for funds using yield, volatility and trend data. For more information visit [MVD Funds Rating](#)

3 Displays the Ethical-Dynamical Ratio calculated according to standard criteria. The maximum value is 100. For more information visit [EDA](#)

Fidelity Fd.Sust.Jap.Eq.Fd.W Acc GBP / LU2327455841 / FF0294 / FIL IM (LU)

Investment strategy

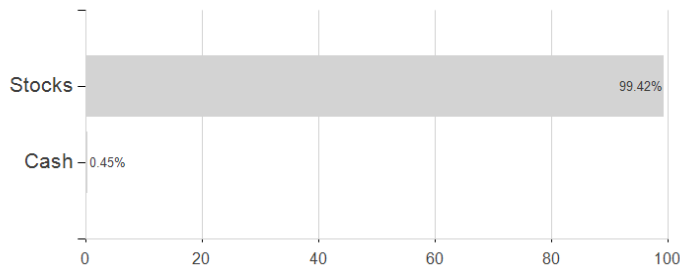
In actively managing the fund, the Investment Manager considers growth and valuation metrics, company financials, return on capital, cash flows and other financial measures, as well as company management, industry, economic conditions, and other factors. The Investment Manager also considers ESG characteristics when assessing investment risks and opportunities. In determining favourable ESG characteristics, the Investment Manager takes into account ESG ratings provided by Fidelity or external agencies. Through the investment management process, the Investment Manager aims to ensure that investee companies follow good governance practices.

Investment goal

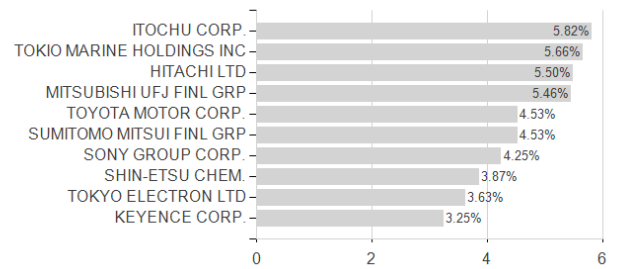
The fund aims to achieve capital growth over the long term. The fund invests at least 70% (and normally 75%) of its assets, in equities of companies that are listed, headquartered, or do most of their business in Japan. The fund may also invest in money market instruments on an ancillary basis. The fund invests at least 70% of its assets in securities of issuers with favourable environmental, social and governance (ESG) characteristics and up to 30% in securities of issuers with improving ESG characteristics. The Investment Manager will exclude investment in issuers with a Fidelity Sustainability Rating of 'C' or below.

Assessment Structure

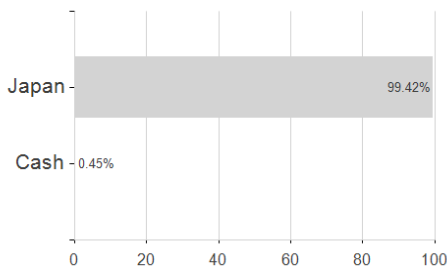
Assets



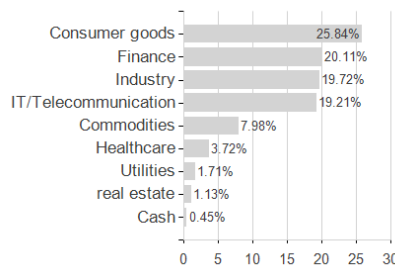
Largest positions



Countries



Branches



Currencies

