

Fidelity Fd.-GI.Them.Opp.Fd.Y Acc SGD / LU2242649767 / FF0286 / FIL IM (LU)

| | | | | |
|------------------------------|-----------|---------------|---------------|-------------|
| Last 07/23/2024 ¹ | Region | Branch | Type of yield | Type |
| 1.05 SGD | Worldwide | Mixed Sectors | reinvestment | Equity Fund |



Risk key figures

| | | | | | | | |
|---|------------------|---|---|---|---|---|---|
| SRI | 1 | 2 | 3 | 4 | 5 | 6 | 7 |
| Mountain-View Funds Rating ² | EDA ³ | | | | | | |
| | 81 | | | | | | |

Yearly Performance

| | |
|------|---------|
| 2023 | +14.09% |
| 2022 | -23.97% |

| Master data | | Conditions | | Other figures | |
|---------------------|-----------------------------------|--------------------------------------|-------|---------------------------|--------------|
| Fund type | Single fund | Issue surcharge | 0.00% | Minimum investment | USD 2,500.00 |
| Category | Equity | Planned administr. fee | 0.00% | Savings plan | - |
| Sub category | Mixed Sectors | Deposit fees | 0.35% | UCITS / OGAW | Yes |
| Fund domicile | Luxembourg | Redemption charge | 0.00% | Performance fee | 0.00% |
| Tranch volume | (07/23/2024) EUR 0.007 mill. | Ongoing charges | - | Redeployment fee | 0.00% |
| Total volume | (06/28/2024) EUR 1,734.58 mill. | Dividends | | Investment company | |
| Launch date | 4/14/2021 | FIL IM (LU) | | | |
| KEST report funds | No | Kärntner Straße 9, Top 8, 1010, Wien | | | |
| Business year start | 01.05. | Austria | | | |
| Sustainability type | - | https://www.fidelity.at | | | |
| Fund manager | Caroline Shaw, Julie-Ann Ashcroft | | | | |

| Performance | 1M | 6M | YTD | 1Y | 2Y | 3Y | 5Y | Since start |
|------------------|--------|---------|---------|---------|---------|---------|-------|-------------|
| Performance | +0.29% | +12.85% | +13.22% | +15.09% | +20.67% | +0.29% | - | +4.50% |
| Performance p.a. | - | - | - | +15.09% | +9.86% | +0.10% | - | +1.35% |
| Sharpe ratio | 0.00 | 2.41 | 2.18 | 1.11 | 0.51 | -0.26 | - | -0.17 |
| Volatility | 8.30% | 9.84% | 9.77% | 10.29% | 12.22% | 14.12% | 0.00% | 13.87% |
| Worst month | - | -1.98% | -1.98% | -4.55% | -5.94% | -8.55% | 0.00% | -8.55% |
| Best month | - | 4.06% | 4.89% | 6.80% | 6.80% | 6.80% | 0.00% | 6.80% |
| Maximum loss | -2.82% | -4.36% | -4.36% | -11.03% | -13.14% | -27.45% | 0.00% | - |

Distribution permission

Austria, Germany, Switzerland

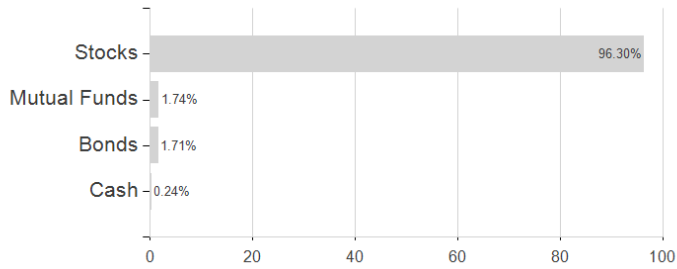
¹ Important note on update status: The displayed date refers exclusively to the calculation of the NAV.
² The Mountain-View Data Fund Rating calculates a comparative ranking for funds using yield, volatility and trend data. For more information visit [MVD Funds Rating](#)

Fidelity Fd.-GI.Them.Opp.Fd.Y Acc SGD / LU2242649767 / FF0286 / FIL IM (LU)

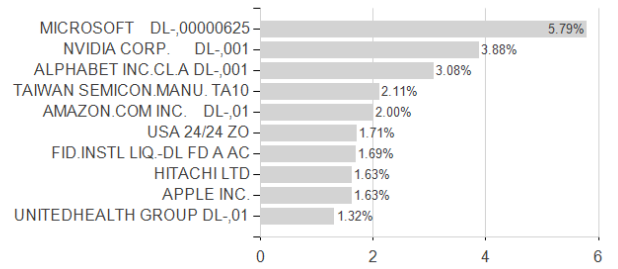
3 Displays the Ethical-Dynamical Ratio calculated according to standard criteria. The maximum value is 100. For more information visit [EDA](#)

Assessment Structure

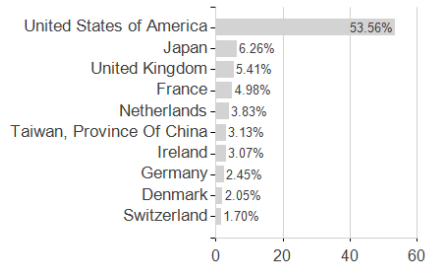
Assets



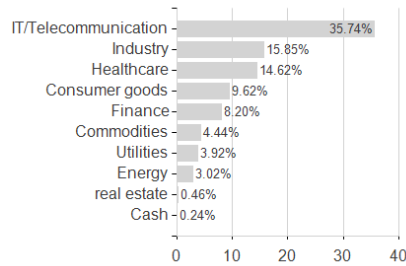
Largest positions



Countries



Branches



Currencies

