

Fidelity Fd.-GI.M.A.Gr.&Inc.Fd.Y Dis USD / LU2242648520 / FF0279 / FIL IM (LU)

Last 08/26/2024 ¹	Region	Branch	Type of yield	Type
8.19 USD	Worldwide	Multi-asset	paying dividend	Mixed Fund



Risk key figures

SRI	1	2	3	4	5	6	7
Mountain-View Funds Rating ²							EDA ³
							72

Yearly Performance

2023	+9.37%
2022	-13.33%

Master data		Conditions		Other figures	
Fund type	Single fund	Issue surcharge	0.00%	Minimum investment	USD 2,500.00
Category	Mixed Fund	Planned administr. fee	0.00%	Savings plan	-
Sub category	Multi-asset	Deposit fees	0.35%	UCITS / OGAW	Yes
Fund domicile	Luxembourg	Redemption charge	0.00%	Performance fee	0.00%
Tranch volume	(08/26/2024) EUR 0.004 mill.	Ongoing charges	-	Redeployment fee	0.00%
Total volume	(07/31/2024) EUR 96.01 mill.	Dividends		Investment company	
Launch date	6/23/2021	01.08.2024	0.05 USD	FIL IM (LU)	
KESt report funds	No	01.07.2024	0.05 USD	Kärntner Straße 9, Top 8, 1010, Wien	
Business year start	01.05.	03.06.2024	0.05 USD	Austria	
Sustainability type	-	01.05.2024	0.05 USD	https://www.fidelity.at	
Fund manager	George Efsthopoulos, Becky Qin, Evelyn Huang	01.04.2024	0.05 USD		

Performance	1M	6M	YTD	1Y	2Y	3Y	5Y	Since start
Performance	+2.14%	+6.52%	+8.16%	+14.48%	+16.13%	+1.28%	-	+1.00%
Performance p.a.	-	-	-	+14.52%	+7.75%	+0.42%	-	+0.31%
Sharpe ratio	2.09	1.33	1.29	1.50	0.53	-0.35	-	-0.36
Volatility	11.82%	7.49%	7.23%	7.36%	8.03%	8.92%	0.00%	8.82%
Worst month	-	-2.19%	-2.19%	-2.47%	-5.24%	-5.63%	0.00%	-5.63%
Best month	-	2.74%	3.96%	5.59%	6.42%	6.42%	0.00%	6.42%
Maximum loss	-4.35%	-4.56%	-4.56%	-5.11%	-9.05%	-21.69%	0.00%	-

Distribution permission

Austria, Germany, Switzerland

¹ Important note on update status: The displayed date refers exclusively to the calculation of the NAV.

² The Mountain-View Data Fund Rating calculates a comparative ranking for funds using yield, volatility and trend data. For more information visit [MVD Funds Rating](#)

³ Displays the Ethical-Dynamical Ratio calculated according to standard criteria. The maximum value is 100. For more information visit [EDA](#)

Fidelity Fd.-GI.M.A.Gr.&Inc.Fd.Y Dis USD / LU2242648520 / FF0279 / FIL IM (LU)

Investment strategy

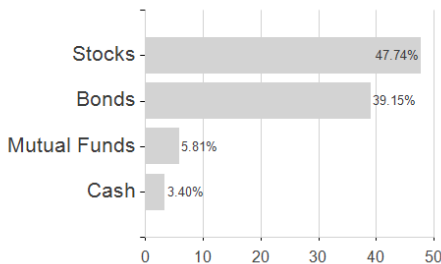
In actively managing the fund, the Investment Manager combines macroeconomic, market and fundamental company analysis to flexibly allocate investments across asset classes and geographic areas based on their potential to generate capital growth and income within the portfolio. The fund's income is mainly generated by dividend payments of equities and coupon payments of bonds and payments out of capital. The Investment Manager takes into account Sustainability Risks in its investment process. For more information, see "Sustainable Investing and ESG Integration".

Investment goal

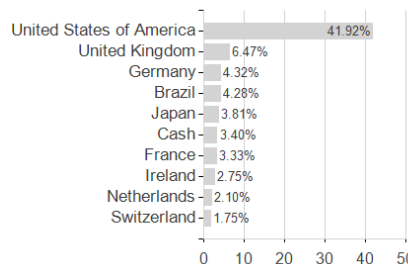
The fund aims to achieve capital growth over the medium to long term and provide income. Investment Policy: The fund invests in a range of asset classes including corporate and government debt securities, equities, real estate, infrastructure and commodities, from anywhere in the world, including emerging markets. The fund may invest in the following assets according to the percentages indicated: below investment grade or unrated bonds: up to 75% equities: up to 80%, with up to 60% in emerging market equities emerging market bonds: up to 60% China A and B shares and listed onshore bonds (directly and/or indirectly) including urban investment bonds: less than 30% (in aggregate) China offshore bonds (including dim sum bonds): up to 30% convertible securities (hybrids and contingent convertible (CoCo) bonds): less than 30%, with less than 20% in CoCos eligible REITs, infrastructure securities and commodities: less than 30% (in each of the asset classes) investment grade bonds: up to 100% money market instruments: up to 30%. The fund's exposure to distressed securities is limited to 10% of its assets.

Assessment Structure

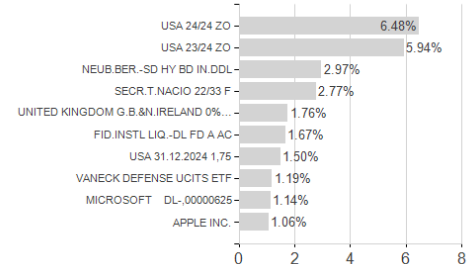
Assets



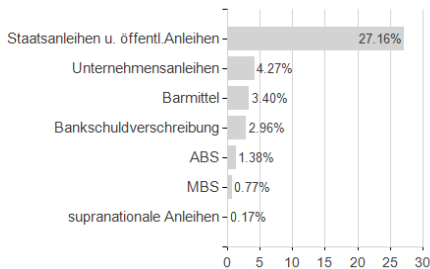
Countries



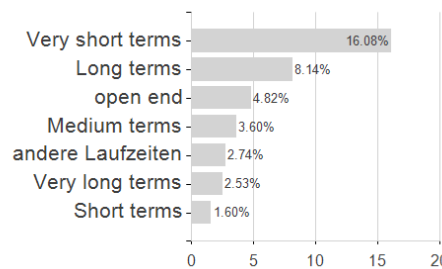
Largest positions



Issuer



Duration



Currencies

