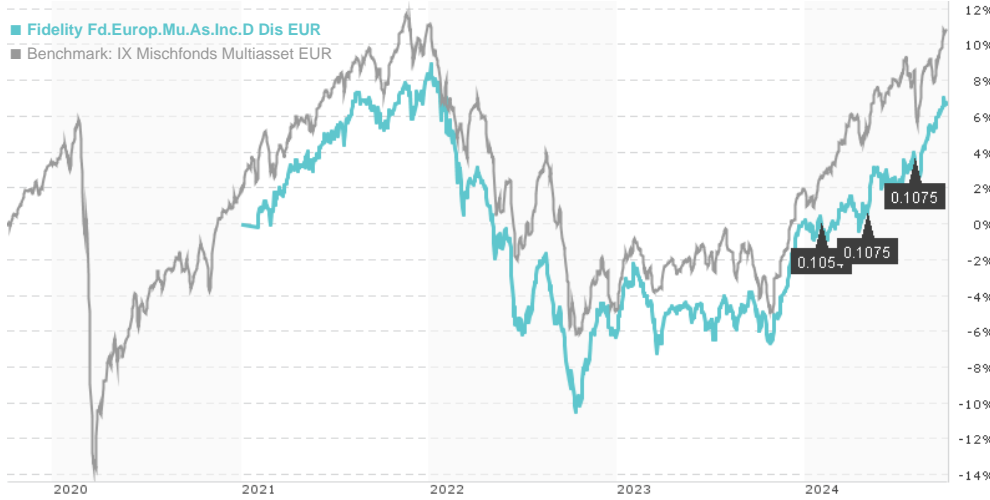


Fidelity Fd.Europ.Mu.As.Inc.D Dis EUR / LU2061963513 / FF0246 / FIL IM (LU)

Last 10/02/2024 <sup>1</sup>	Region	Branch	Type of yield	Type
8.95 EUR	Europe	Multi-asset	paying dividend	Mixed Fund



**Risk key figures**

SRI: 1 2 3 4 5 6 7

Mountain-View Funds Rating<sup>2</sup>: EDA<sup>3</sup>

70

**Yearly Performance**

2023	+6.84%
2022	-13.30%
2021	+8.13%

Master data		Conditions		Other figures	
Fund type	Single fund	Issue surcharge	4.00%	Minimum investment	UNT 0
Category	Mixed Fund	Planned administr. fee	0.00%	Savings plan	-
Sub category	Multi-asset	Deposit fees	0.00%	UCITS / OGAW	Yes
Fund domicile	Luxembourg	Redemption charge	0.00%	Performance fee	0.00%
Tranch volume	(10/02/2024) EUR 0.239 mill.	Ongoing charges	-	Redeployment fee	0.00%
Total volume	(08/30/2024) EUR 422.29 mill.	Dividends		Investment company	
Launch date	11/13/2019	01.08.2024	0.11 EUR	FIL IM (LU)	
KESt report funds	No	01.05.2024	0.11 EUR	Kärntner Straße 9, Top 8, 1010, Wien	
Business year start	01.05.	01.02.2024	0.11 EUR	Austria	
Sustainability type	-	01.11.2023	0.09 EUR	https://www.fidelity.at	
Fund manager	Talib Sheikh, Becky Qin, George Efstathopoulos	01.08.2023	0.09 EUR		

Performance	1M	6M	YTD	1Y	2Y	3Y	5Y	Since start
Performance	+1.19%	+5.65%	+6.59%	+12.49%	+17.48%	+1.23%	-	+6.76%
Performance p.a.	-	-	-	+12.46%	+8.39%	+0.41%	-	+1.76%
Sharpe ratio	3.91	1.62	1.23	2.06	1.08	-0.54	-	-0.29
Volatility	3.12%	5.16%	4.56%	4.48%	4.75%	5.30%	0.00%	5.08%
Worst month	-	-0.78%	-0.78%	-1.62%	-1.62%	-5.70%	0.00%	-5.70%
Best month	-	1.94%	3.09%	3.67%	3.67%	4.08%	0.00%	4.08%
Maximum loss	-0.38%	-2.66%	-2.66%	-2.66%	-5.13%	-17.81%	0.00%	-

**Distribution permission**

Austria, Germany, Switzerland, Luxembourg, Czech Republic

<sup>1</sup> Important note on update status: The displayed date refers exclusively to the calculation of the NAV.

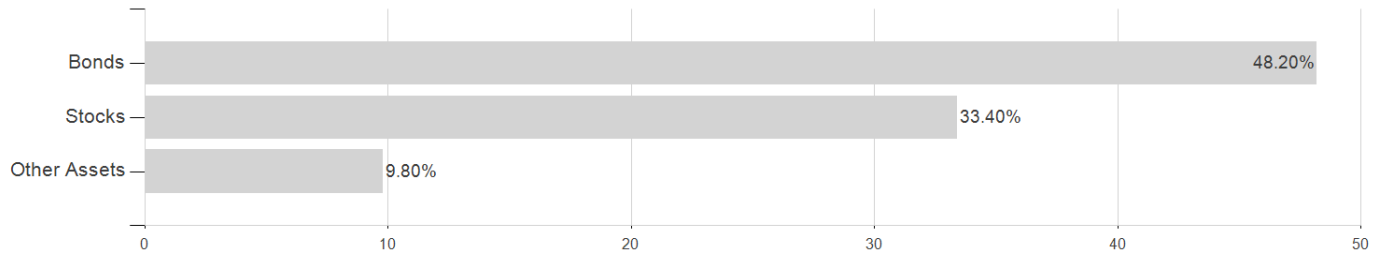
<sup>2</sup> The Mountain-View Data Fund Rating calculates a comparative ranking for funds using yield, volatility and trend data. For more information visit [MVD Funds Rating](#)

<sup>3</sup> Displays the Ethical-Dynamical Ratio calculated according to standard criteria. The maximum value is 100. For more information visit [EDA](#)

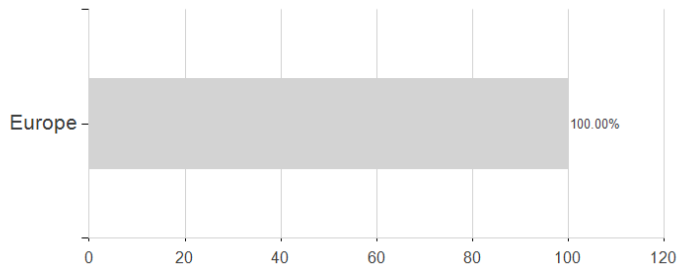
**Fidelity Fd.Europ.Mu.As.Inc.D Dis EUR / LU2061963513 / FF0246 / FIL IM (LU)**

Assessment Structure

Assets



Countries



Largest positions

