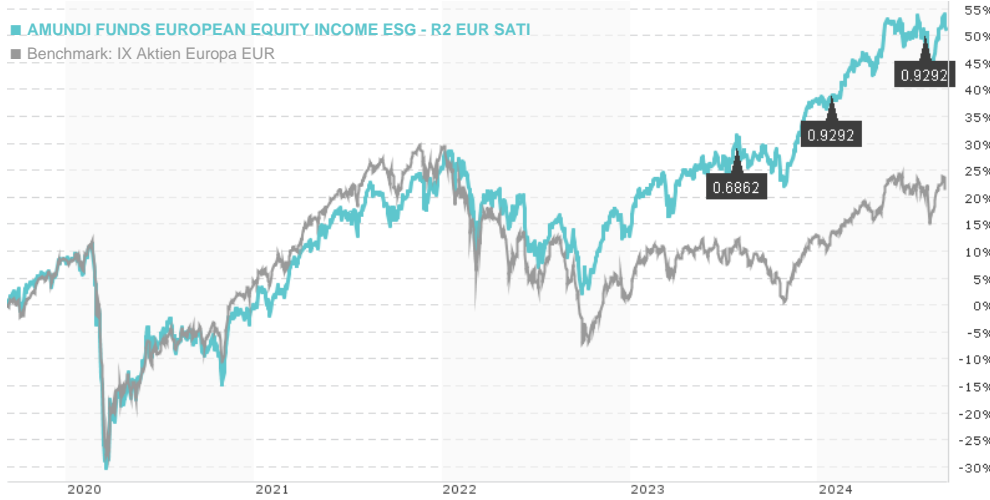


AMUNDI FUNDS EUROPEAN EQUITY INCOME ESG - R2 EUR SATI / LU1883313600 / A2PCP6 / Amundi Luxembourg

Last 09/05/2024 ¹	Region	Branch	Type of yield	Type
48.85 EUR	Europe	Mixed Sectors	paying dividend	Equity Fund



Risk key figures

SRI: 1 2 3 4 5 6 7

Mountain-View Funds Rating² EDA³



Yearly Performance

2023	+22.37%
2022	-9.84%
2021	+26.13%
2020	-7.90%

Master data		Conditions		Other figures	
-------------	--	------------	--	---------------	--

Fund type	Single fund	Issue surcharge	0.00%	Minimum investment	UNT 0
Category	Equity	Planned administr. fee	0.00%	Savings plan	-
Sub category	Mixed Sectors	Deposit fees	0.00%	UCITS / OGAW	Yes
Fund domicile	Luxembourg	Redemption charge	0.00%	Performance fee	0.00%
Tranch volume	(09/05/2024) EUR 0.563 mill.	Ongoing charges	-	Redeployment fee	0.00%
Total volume	(09/05/2024) EUR 19,272.68 mill.	Dividends		Investment company	
Launch date	6/7/2019	26.07.2024	0.93 EUR	Amundi Luxembourg 5 allée Scheffer, L-2520, Luxembourg Luxembourg https://www.amundi.lu	
KEST report funds	Yes	26.01.2024	0.93 EUR		
Business year start	01.07.	26.07.2023	0.69 EUR		
Sustainability type	Ethics/ecology	26.01.2023	0.69 EUR		
Fund manager	Dieter Beil	26.07.2022	0.79 EUR		

Performance	1M	6M	YTD	1Y	2Y	3Y	5Y	Since start
Performance	+6.80%	+5.10%	+9.34%	+18.44%	+37.09%	+25.10%	+51.21%	+52.21%
Performance p.a.	-	-	-	+18.39%	+17.06%	+7.75%	+8.61%	+8.33%
Sharpe ratio	9.60	0.64	1.06	1.49	1.18	0.31	0.29	0.28
Volatility	11.82%	10.91%	10.04%	10.06%	11.60%	13.86%	17.85%	17.61%
Worst month	-	-1.47%	-1.47%	-3.05%	-5.99%	-8.65%	-15.37%	-15.37%
Best month	-	3.13%	3.77%	8.19%	8.19%	8.19%	14.53%	14.53%
Maximum loss	-1.79%	-8.02%	-8.02%	-8.02%	-10.32%	-20.58%	-37.45%	-

Distribution permission

Austria, Germany, Switzerland, Luxembourg

¹ Important note on update status: The displayed date refers exclusively to the calculation of the NAV.
² The Mountain-View Data Fund Rating calculates a comparative ranking for funds using yield, volatility and trend data. For more information visit [MVD Funds Rating](#)
³ Displays the Ethical-Dynamical Ratio calculated according to standard criteria. The maximum value is 100. For more information visit [EDA](#)

AMUNDI FUNDS EUROPEAN EQUITY INCOME ESG - R2 EUR SATI / LU1883313600 / A2PCP6 / Amundi Luxembourg

Investment strategy

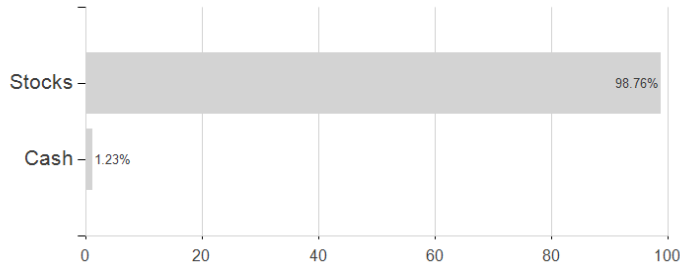
In actively managing the sub-fund, the investment manager uses a combination of market and fundamental analysis to identify companies that appear to have above-average dividend prospects (top-down and bottom-up approach). The sub-fund is mainly exposed to the issuers of the benchmark, however, the management of the sub-fund is discretionary, and will invest in issuers not included in the benchmark. The sub-fund monitors risk exposure in relation to the benchmark however the extent of deviation from the benchmark is expected to be material.

Investment goal

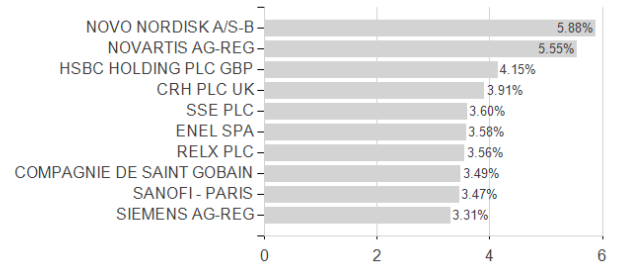
Seeks to increase the value of your investment (mainly through income), and outperform the benchmark, over the recommended holding period, while achieving an ESG score greater than that of the benchmark.

Assessment Structure

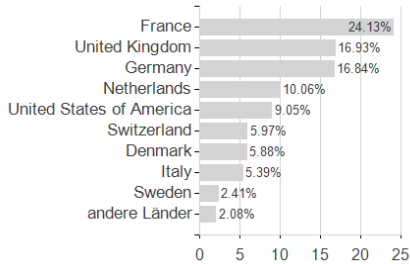
Assets



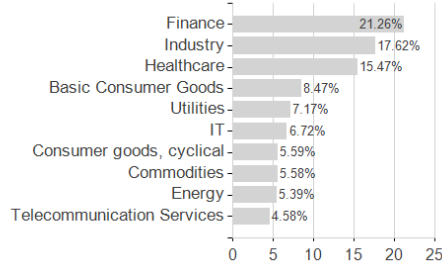
Largest positions



Countries



Branches



Currencies

