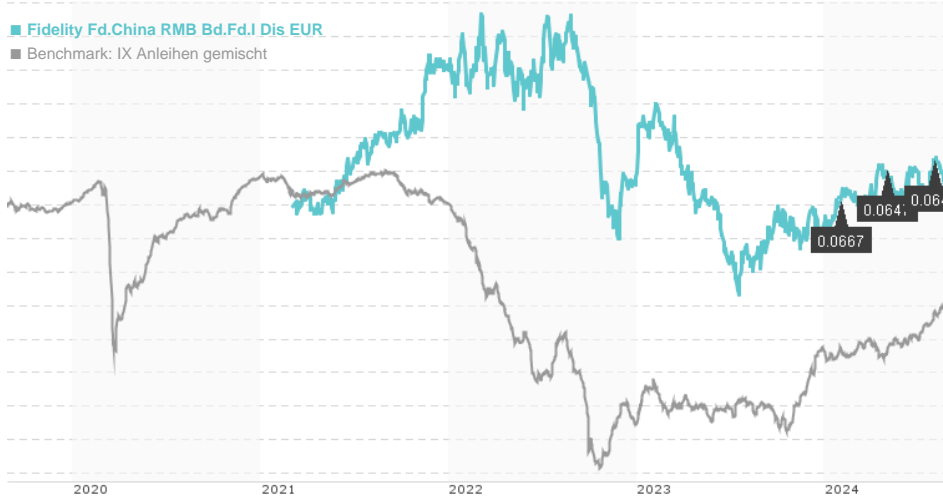


Fidelity Fd.China RMB Bd.Fd.I Dis EUR / LU2311307644 / A2QRAK / FIL IM (LU)

| | | | | |
|------------------------------|--------------|--------------|-----------------|-------------------|
| Last 08/26/2024 ¹ | Region | Branch | Type of yield | Type |
| 9.12 EUR | Asia/Pacific | Bonds: Mixed | paying dividend | Fixed-Income Fund |



Risk key figures

| | | | | | | | |
|---|------------------|---|---|---|---|---|---|
| SRI | 1 | 2 | 3 | 4 | 5 | 6 | 7 |
| Mountain-View Funds Rating ² | EDA ³ | | | | | | |
| | ▲▲▲▲▲▲▲ | | | | | | |

Yearly Performance

| | |
|------|--------|
| 2023 | -3.02% |
| 2022 | -5.91% |

| Master data | | Conditions | | Other figures | |
|---------------------|---------------------------------------|------------------------|----------|--------------------------------------|-------------------|
| Fund type | Single fund | Issue surcharge | 0.00% | Minimum investment | USD 10,000,000.00 |
| Category | Bonds | Planned administr. fee | 0.00% | Savings plan | - |
| Sub category | Bonds: Mixed | Deposit fees | 0.35% | UCITS / OGAW | Yes |
| Fund domicile | Luxembourg | Redemption charge | 0.00% | Performance fee | 0.00% |
| Tranch volume | (08/26/2024) CNY 0.005 mill. | Ongoing charges | - | Redeployment fee | 0.00% |
| Total volume | (07/31/2024) CNY 1,494.95 mill. | Dividends | | Investment company | |
| Launch date | 3/10/2021 | 01.08.2024 | 0.06 EUR | FIL IM (LU) | |
| KEST report funds | Yes | 01.05.2024 | 0.06 EUR | Kärntner Straße 9, Top 8, 1010, Wien | |
| Business year start | 01.05. | 01.02.2024 | 0.07 EUR | Austria | |
| Sustainability type | - | 01.11.2023 | 0.07 EUR | https://www.fidelity.at | |
| Fund manager | Morgan Lau, Tae Ho Ryu, Terrence Pang | 01.08.2023 | 0.07 EUR | | |

| Performance | 1M | 6M | YTD | 1Y | 2Y | 3Y | 5Y | Since start |
|------------------|--------|--------|--------|--------|---------|---------|-------|-------------|
| Performance | -0.52% | +0.98% | +2.68% | +4.29% | -8.36% | -2.81% | - | +1.26% |
| Performance p.a. | - | - | - | +4.31% | -4.27% | -0.95% | - | +0.36% |
| Sharpe ratio | -2.84 | -0.36 | 0.15 | 0.15 | -1.21 | -0.65 | - | -0.48 |
| Volatility | 3.35% | 4.25% | 4.33% | 5.33% | 6.45% | 6.89% | 0.00% | 6.62% |
| Worst month | - | -1.47% | -1.47% | -1.47% | -6.98% | -6.98% | 0.00% | -6.98% |
| Best month | - | 1.35% | 1.76% | 1.95% | 3.24% | 3.24% | 0.00% | 3.24% |
| Maximum loss | -1.77% | -2.01% | -2.01% | -2.59% | -14.27% | -14.95% | 0.00% | - |

Distribution permission

Austria, Germany, Switzerland

1 Important note on update status: The displayed date refers exclusively to the calculation of the NAV.

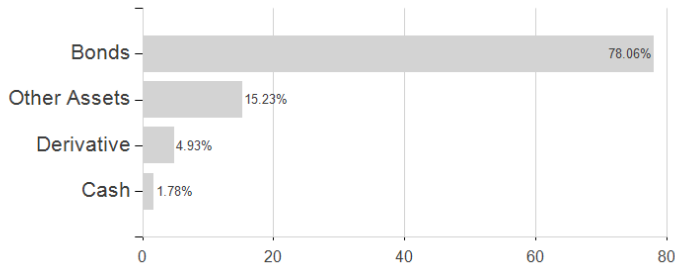
2 The Mountain-View Data Fund Rating calculates a comparative ranking for funds using yield, volatility and trend data. For more information visit [MVD Funds Rating](#)

3 Displays the Ethical-Dynamical Ratio calculated according to standard criteria. The maximum value is 100. For more information visit [EDA](#)

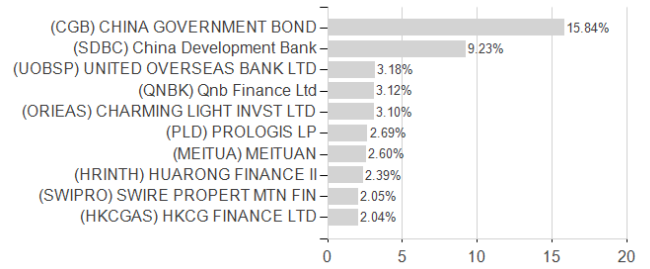
Fidelity Fd.China RMB Bd.Fd.I Dis EUR / LU2311307644 / A2QRAK / FIL IM (LU)

Assessment Structure

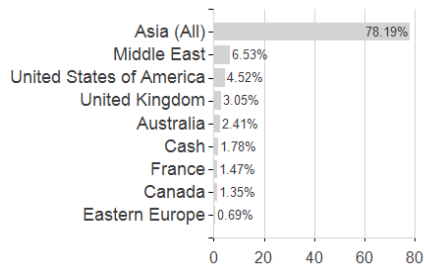
Assets



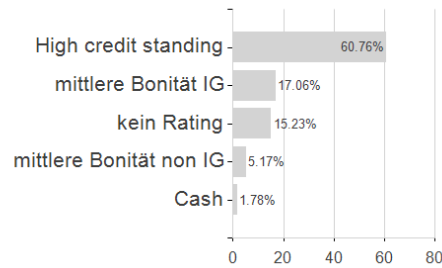
Largest positions



Countries



Rating



Branches

