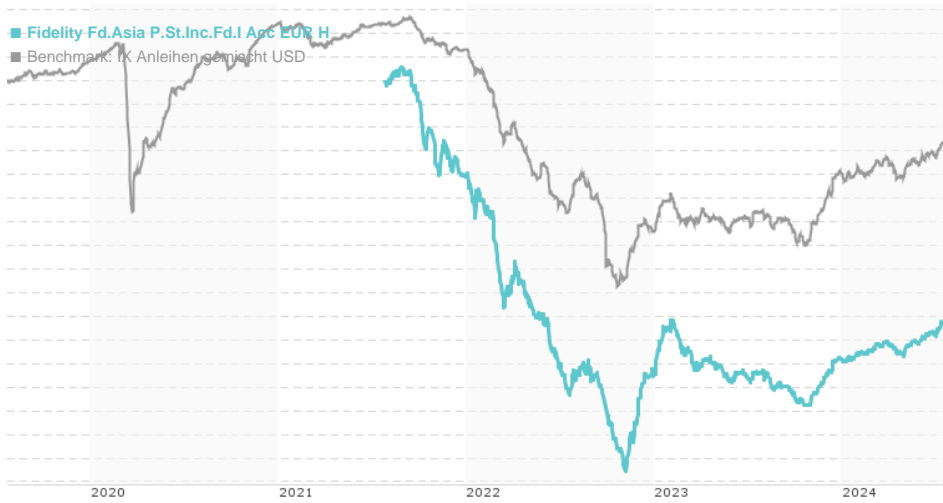


Fidelity Fd.Asia P.St.Inc.Fd.I Acc EUR H / LU2367616906 / A3CVU5 / FIL IM (LU)

Last 07/23/2024 ¹	Region	Branch	Type of yield	Type
7.96 EUR	Asia/Pacific	Bonds: Mixed	reinvestment	Fixed-Income Fund



Risk key figures

SRI 1 2 3 4 5 6 7

Mountain-View Funds Rating² EDA³



Yearly Performance

2023	+2.13%
2022	-18.52%

Master data		Conditions		Other figures	
Fund type	Single fund	Issue surcharge	0.00%	Minimum investment	USD 10,000,000.00
Category	Bonds	Planned administr. fee	0.00%	Savings plan	-
Sub category	Bonds: Mixed	Deposit fees	0.35%	UCITS / OGAW	Yes
Fund domicile	Luxembourg	Redemption charge	0.00%	Performance fee	0.00%
Tranch volume	(07/23/2024) USD 2.87 mill.	Ongoing charges	-	Redeployment fee	0.00%
Total volume	(06/28/2024) USD 55.02 mill.	Dividends		Investment company	
Launch date	7/28/2021			FIL IM (LU)	
KESt report funds	No			Kärntner Straße 9, Top 8, 1010, Wien	
Business year start	01.05.			Austria	
Sustainability type	-			https://www.fidelity.at	
Fund manager	Morgan Lau, Tae Ho Ryu, Terrence Pang				

Performance	1M	6M	YTD	1Y	2Y	3Y	5Y	Since start
Performance	+0.91%	+3.93%	+3.78%	+5.57%	+7.07%	-20.45%	-	-20.45%
Performance p.a.	-	-	-	+5.57%	+3.48%	-7.37%	-	-7.37%
Sharpe ratio	2.71	1.69	1.25	0.59	-0.04	-	-	-1.71
Volatility	3.11%	2.57%	2.57%	3.22%	5.76%	0.00%	0.00%	6.47%
Worst month	-	-1.32%	-1.32%	-1.47%	-6.38%	-6.38%	0.00%	-6.38%
Best month	-	1.30%	2.34%	3.03%	5.53%	5.53%	0.00%	5.53%
Maximum loss	-0.60%	-1.56%	-1.56%	-3.98%	-12.33%	0.00%	0.00%	-

Distribution permission

Austria, Germany, Switzerland

¹ Important note on update status: The displayed date refers exclusively to the calculation of the NAV.

² The Mountain-View Data Fund Rating calculates a comparative ranking for funds using yield, volatility and trend data. For more information visit [MVD Funds Rating](#)

³ Displays the Ethical-Dynamical Ratio calculated according to standard criteria. The maximum value is 100. For more information visit [EDA](#)

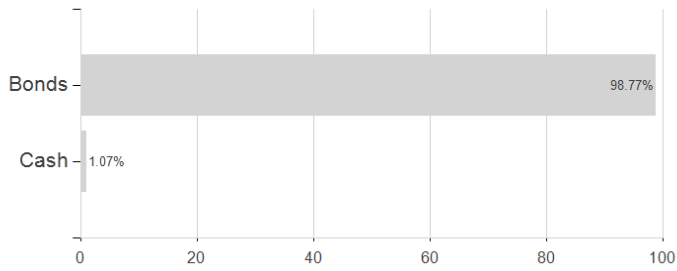
DISCLAIMER: The information on this page are for informational purposes only and should neither an offer to sell nor a solicitation for the purchase of the security or recommendation in favor of the security to be understood. baha GmbH assumes no liability despite thorough searches for the accuracy of the data.

Funds data from: www.mountain-view.com. Fact Sheet created by: www.baha.com

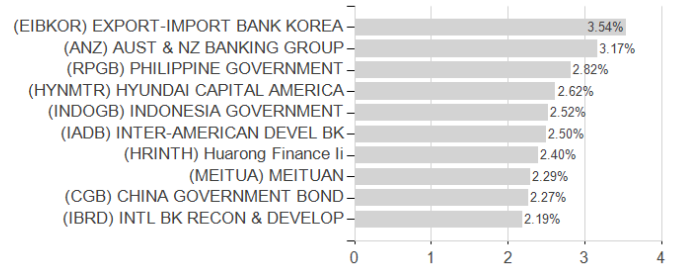
Fidelity Fd.Asia P.St.Inc.Fd.I Acc EUR H / LU2367616906 / A3CVU5 / FIL IM (LU)

Assessment Structure

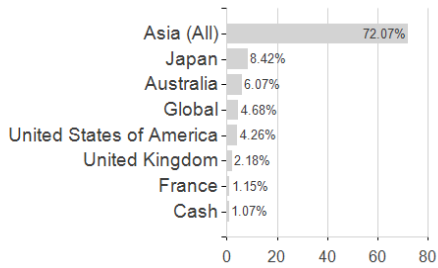
Assets



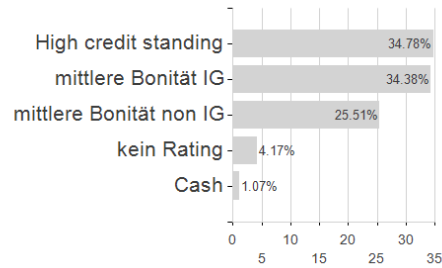
Largest positions



Countries



Rating



Issuer

