

Fidelity Fd.Abs.R.GI.E.F.A-PF Acc SGD H / LU2210151853 / FF0179 / FIL IM (LU)

| | | | | |
|------------------------------|-----------|-------------------------------|---------------|----------------------|
| Last 11/04/2024 ¹ | Region | Branch | Type of yield | Type |
| 1.22 SGD | Worldwide | AI Hedgefonds Single Strategy | reinvestment | Alternative Investm. |



Risk key figures

| | | | | | | | |
|-----|---|---|---|---|---|---|---|
| SRI | 1 | 2 | 3 | 4 | 5 | 6 | 7 |
|-----|---|---|---|---|---|---|---|

| | |
|---|------------------|
| Mountain-View Funds Rating ² | EDA ³ |
| - | - |

Yearly Performance

| | |
|------|---------|
| 2023 | +8.95% |
| 2022 | +10.16% |
| 2021 | +4.24% |

| Master data | | Conditions | | Other figures | |
|---------------------|-------------------------------|------------------------|-------|--------------------------------------|--------------|
| Fund type | Single fund | Issue surcharge | 5.25% | Minimum investment | USD 2,500.00 |
| Category | Alternative Investments | Planned administr. fee | 0.00% | Savings plan | - |
| Sub category | AI Hedgefonds Single Strategy | Deposit fees | 0.00% | UCITS / OGAW | Yes |
| Fund domicile | Luxembourg | Redemption charge | 0.00% | Performance fee | 15.00% |
| Tranch volume | (11/04/2024) USD 0.167 mill. | Ongoing charges | - | Redeployment fee | 0.00% |
| Total volume | (09/30/2024) USD 595.53 mill. | Dividends | | Investment company | |
| Launch date | 9/24/2020 | | | FIL IM (LU) | |
| KESt report funds | No | | | Kärntner Straße 9, Top 8, 1010, Wien | |
| Business year start | 01.05. | | | Austria | |
| Sustainability type | - | | | https://www.fidelity.at | |
| Fund manager | Matt Jones, Hiten Savani | | | | |

| Performance | 1M | 6M | YTD | 1Y | 2Y | 3Y | 5Y | Since start |
|------------------|--------|--------|--------|--------|---------|---------|-------|-------------|
| Performance | +0.08% | -1.38% | +3.22% | +6.28% | +13.29% | +23.88% | - | +29.13% |
| Performance p.a. | - | - | - | +6.30% | +6.43% | +7.39% | - | +6.89% |
| Sharpe ratio | -0.44 | -1.12 | 0.15 | 0.65 | 0.65 | 0.79 | - | 0.72 |
| Volatility | 4.76% | 5.19% | 4.89% | 5.00% | 5.16% | 5.43% | 0.00% | 5.32% |
| Worst month | - | -2.30% | -2.30% | -2.30% | -2.30% | -2.30% | 0.00% | -2.30% |
| Best month | - | 2.53% | 2.53% | 2.53% | 2.53% | 2.53% | 0.00% | 2.53% |
| Maximum loss | -1.46% | -6.19% | -6.19% | -6.19% | -6.19% | -6.19% | 0.00% | - |

Distribution permission

Austria, Germany, Switzerland, Czech Republic

1 Important note on update status: The displayed date refers exclusively to the calculation of the NAV.

2 The Mountain-View Data Fund Rating calculates a comparative ranking for funds using yield, volatility and trend data. For more information visit [MVD Funds Rating](#)

3 Displays the Ethical-Dynamical Ratio calculated according to standard criteria. The maximum value is 100. For more information visit [EDA](#)

Fidelity Fd.Abs.R.GI.E.F.A-PF Acc SGD H / LU2210151853 / FF0179 / FIL IM (LU)

Investment strategy

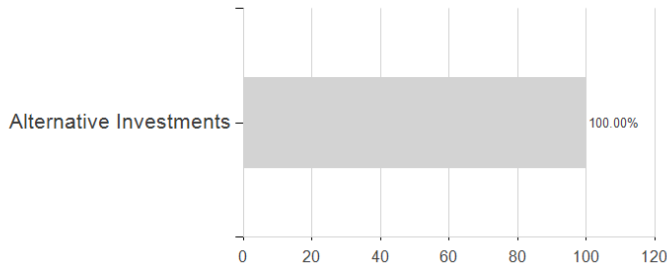
The fund invests at least 70% of its assets, in equities of companies anywhere in the world, including emerging markets, as well as cash and money market instruments. In actively managing the fund, the Investment Manager combines qualitative and quantitative market analysis into a disciplined portfolio construction process to allocate investments across various securities. The fund may take long positions in securities that are deemed to be undervalued and may short those deemed to be overvalued. The Investment Manager takes into account Sustainability Risks in its investment process.

Investment goal

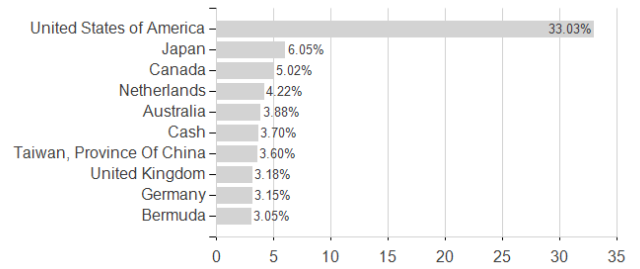
The fund aims to provide an absolute return over the medium to long term.

Assessment Structure

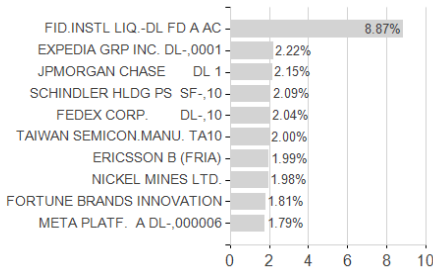
Assets



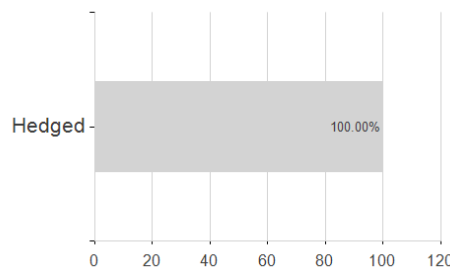
Countries



Largest positions



Currencies



Branches

