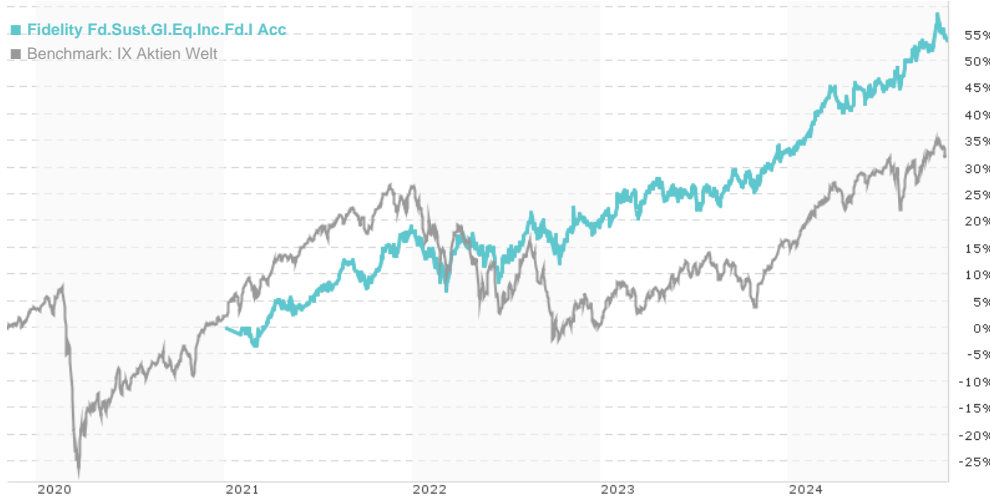


Fidelity Fd.Sust.Gl.Eq.Inc.Fd.I Acc / LU2191833560 / FF0170 / FIL IM (LU)

Last 11/04/2024 <sup>1</sup>	Region	Branch	Type of yield	Type
1.64 GBP	Worldwide	Mixed Sectors	reinvestment	Equity Fund



Risk key figures

SRI	1	2	3	4	5	6	7	
Mountain-View Funds Rating <sup>2</sup>							EDA <sup>3</sup>	77

Yearly Performance

2023	+12.09%
2022	+0.80%
2021	+18.05%

Master data		Conditions		Other figures	
Fund type	Single fund	Issue surcharge	0.00%	Minimum investment	USD 10,000,000.00
Category	Equity	Planned administr. fee	0.00%	Savings plan	-
Sub category	Mixed Sectors	Deposit fees	0.00%	UCITS / OGAW	Yes
Fund domicile	Luxembourg	Redemption charge	0.00%	Performance fee	0.00%
Tranch volume	(11/04/2024) EUR 37.94 mill.	Ongoing charges	-	Redeployment fee	0.00%
Total volume	(10/31/2024) EUR 1,058.81 mill.	<b>Dividends</b>		<b>Investment company</b>	
Launch date	6/24/2020	FIL IM (LU)			
KEST report funds	No	Kärntner Straße 9, Top 8, 1010, Wien			
Business year start	01.05.	Austria			
Sustainability type	Ethics/ecology	https://www.fidelity.at			
Fund manager	Aditya Shivram				

Performance	1M	6M	YTD	1Y	2Y	3Y	5Y	Since start
Performance	+1.24%	+8.48%	+15.43%	+21.42%	+29.59%	+34.04%	-	+53.95%
Performance p.a.	-	-	-	+21.49%	+13.82%	+10.25%	-	+11.91%
Sharpe ratio	1.48	1.78	2.00	2.38	1.18	0.66	-	0.84
Volatility	8.41%	8.24%	7.77%	7.77%	9.08%	10.87%	0.00%	10.48%
Worst month	-	-0.24%	-2.53%	-2.53%	-2.53%	-3.26%	0.00%	-3.29%
Best month	-	2.06%	4.25%	4.25%	4.25%	4.29%	0.00%	5.54%
Maximum loss	-3.02%	-3.02%	-3.49%	-3.49%	-4.55%	-10.17%	0.00%	-

Distribution permission

Austria, Germany, Switzerland, Czech Republic

1 Important note on update status: The displayed date refers exclusively to the calculation of the NAV.

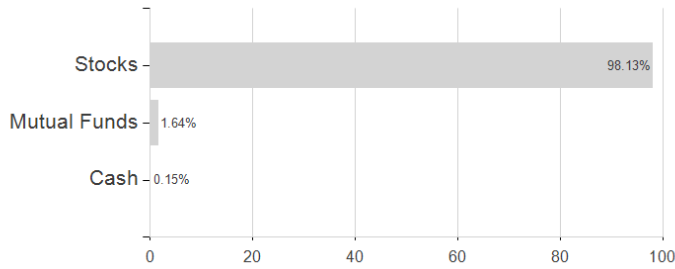
2 The Mountain-View Data Fund Rating calculates a comparative ranking for funds using yield, volatility and trend data. For more information visit [MVD Funds Rating](#)

**Fidelity Fd.Sust.Gl.Eq.Inc.Fd.I Acc / LU2191833560 / FF0170 / FIL IM (LU)**

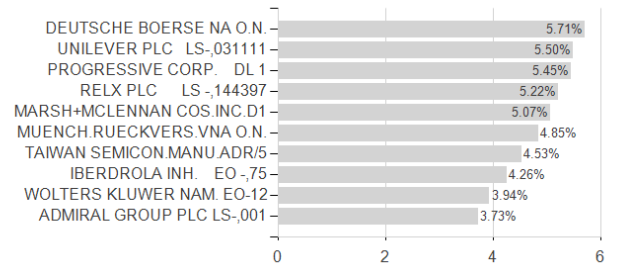
3 Displays the Ethical-Dynamical Ratio calculated according to standard criteria. The maximum value is 100. For more information visit [EDA](#)

**Assessment Structure**

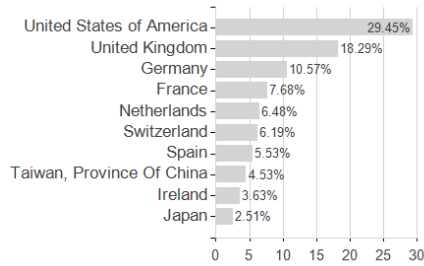
**Assets**



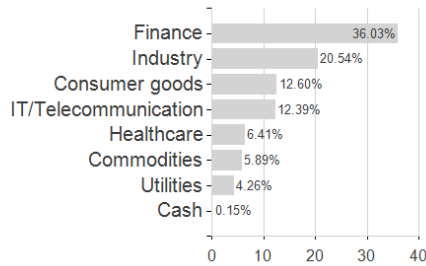
**Largest positions**



**Countries**



**Branches**



**Currencies**

