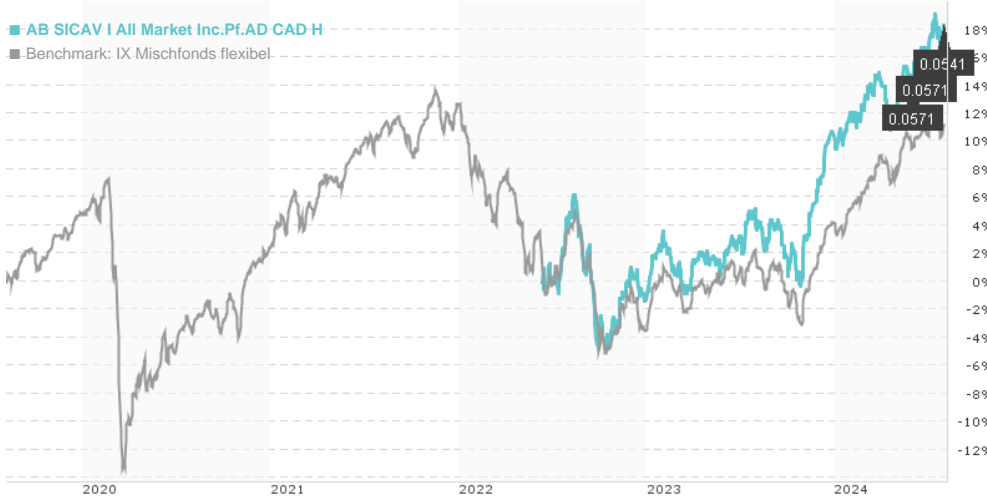


AB SICAV I All Market Inc.Pf.AD CAD H / LU1127387626 / A3CQB8 / AllianceBernstein LU

Last 08/02/2024 <sup>1</sup>	Region	Branch	Type of yield	Type
8.39 CAD	Worldwide	Mixed fund/flexible	paying dividend	Mixed Fund

■ AB SICAV I All Market Inc.Pf.AD CAD H  
■ Benchmark: IX Mischfonds flexibel



Risk key figures

SRI 1 2 3 4 5 6 7

Mountain-View Funds Rating<sup>2</sup> EDA<sup>3</sup>

▲▲▲▲▲▲ 70

Yearly Performance

2023 +12.07%

Master data		Conditions		Other figures	
-------------	--	------------	--	---------------	--

Fund type	Single fund	Issue surcharge	5.00%	Minimum investment	CAD 2,000.00
Category	Mixed Fund	Planned administr. fee	0.00%	Savings plan	-
Sub category	Mixed fund/flexible	Deposit fees	0.50%	UCITS / OGAW	Yes
Fund domicile	Luxembourg	Redemption charge	0.00%	Performance fee	0.00%
Tranch volume	(08/02/2024) USD 20.55 mill.	Ongoing charges	-	Redeployment fee	0.00%
Total volume	(08/02/2024) USD 1,295.34 mill.	<b>Dividends</b>		<b>Investment company</b>	
Launch date	5/4/2018	31.07.2024	0.05 CAD	AllianceBernstein LU	
KESr report funds	No	28.06.2024	0.06 CAD	2-4, rue Eugene Ruppert, 2453, Luxembourg	
Business year start	01.06.	31.05.2024	0.06 CAD	Luxembourg	
Sustainability type	-	30.04.2024	0.06 CAD	https://www.alliancebernstein.com	
Fund manager	Daniel Loewy, Fahd Malik, Karen Watkin	28.03.2024	0.06 CAD		

Performance	1M	6M	YTD	1Y	2Y	3Y	5Y	Since start
Performance	+0.64%	+4.64%	+5.86%	+12.55%	+12.54%	-	-	+17.19%
Performance p.a.	-	-	-	+12.52%	+6.08%	-	-	+7.70%
Sharpe ratio	0.61	1.01	1.16	1.41	0.37	-	-	0.60
Volatility	6.77%	5.81%	5.72%	6.31%	6.62%	0.00%	0.00%	6.78%
Worst month	-	-2.87%	-2.87%	-2.87%	-5.95%	-5.95%	0.00%	-5.95%
Best month	-	2.54%	3.94%	6.11%	6.11%	6.11%	0.00%	6.11%
Maximum loss	-1.86%	-3.58%	-3.58%	-4.51%	-10.42%	0.00%	0.00%	-

Distribution permission

Austria, Germany, Switzerland, Luxembourg

1 Important note on update status: The displayed date refers exclusively to the calculation of the NAV.

2 The Mountain-View Data Fund Rating calculates a comparative ranking for funds using yield, volatility and trend data. For more information visit [MVD Funds Rating](#)

3 Displays the Ethical-Dynamical Ratio calculated according to standard criteria. The maximum value is 100. For more information visit [EDA](#)

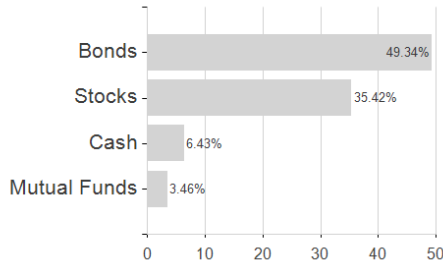
**AB SICAV I All Market Inc.Pf.AD CAD H / LU1127387626 / A3CQB8 / AllianceBernstein LU**

**Investment goal**

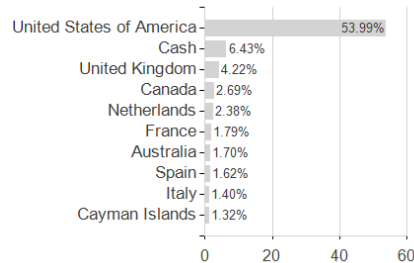
Seeks income generation and long-term growth by: - Investing across a broad universe of global fixed income, global equities and non-traditional assets and strategies - Dynamically adjusting exposures by allocating across asset classes based on changing market conditions - Leveraging asset class experts at AB to provide superior security selection

**Assessment Structure**

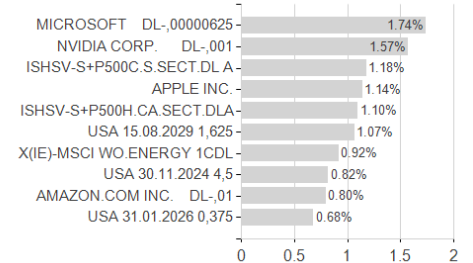
**Assets**



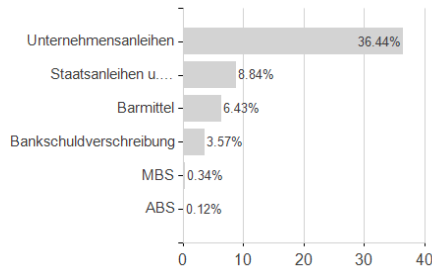
**Countries**



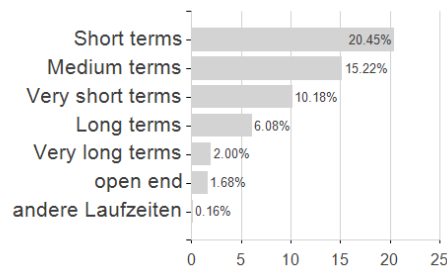
**Largest positions**



**Issuer**



**Duration**



**Currencies**

