

SGKB Aktien Trend V1 / DE000SGKB0M1 / SGKB0M / Universal-Investment

| | | | | |
|------------------------------|-----------|---------------|---------------|-------------|
| Last 08/26/2024 ¹ | Region | Branch | Type of yield | Type |
| 116.30 EUR | Worldwide | Mixed Sectors | reinvestment | Equity Fund |



Risk key figures

| | | | | | | | |
|---|---|---|---|---|---|---|------------------|
| SRI | 1 | 2 | 3 | 4 | 5 | 6 | 7 |
| Mountain-View Funds Rating ² | | | | | | | EDA ³ |
| - | | | | | | | 66 |

Yearly Performance

| | |
|------|---------|
| 2023 | +10.83% |
|------|---------|

| Master data | | Conditions | | Other figures | |
|---------------------|------------------------------|--|-------|--------------------|--------|
| Fund type | Single fund | Issue surcharge | 5.00% | Minimum investment | UNT 0 |
| Category | Equity | Planned administr. fee | 0.00% | Savings plan | Yes |
| Sub category | Mixed Sectors | Deposit fees | 0.05% | UCITS / OGAW | Yes |
| Fund domicile | Germany | Redemption charge | 0.00% | Performance fee | 10.00% |
| Tranch volume | (08/26/2024) EUR 36.09 mill. | Ongoing charges | - | Redeployment fee | 0.00% |
| Total volume | (08/26/2024) EUR 36.09 mill. | Dividends | | Investment company | |
| Launch date | 12/6/2022 | Universal-Investment | | | |
| KESt report funds | Yes | Theodor-Heuss-Allee 70, 60486, Frankfurt am Main | | | |
| Business year start | 01.10. | Germany | | | |
| Sustainability type | - | https://www.universal-investment.com | | | |
| Fund manager | - | | | | |

| Performance | 1M | 6M | YTD | 1Y | 2Y | 3Y | 5Y | Since start |
|------------------|--------|---------|---------|---------|--------|-------|-------|-------------|
| Performance | -0.62% | +0.81% | +9.08% | +17.18% | - | - | - | +16.30% |
| Performance p.a. | - | - | - | +17.23% | - | - | - | +9.16% |
| Sharpe ratio | -0.46 | -0.14 | 0.83 | 1.11 | - | - | - | 0.45 |
| Volatility | 23.06% | 13.37% | 13.02% | 12.43% | 0.00% | 0.00% | 0.00% | 12.47% |
| Worst month | - | -2.78% | -2.78% | -3.48% | -3.48% | 0.00% | 0.00% | -3.48% |
| Best month | - | 4.83% | 4.83% | 5.55% | 5.55% | 0.00% | 0.00% | 5.55% |
| Maximum loss | -8.68% | -11.64% | -11.64% | -11.64% | 0.00% | 0.00% | 0.00% | - |

Distribution permission

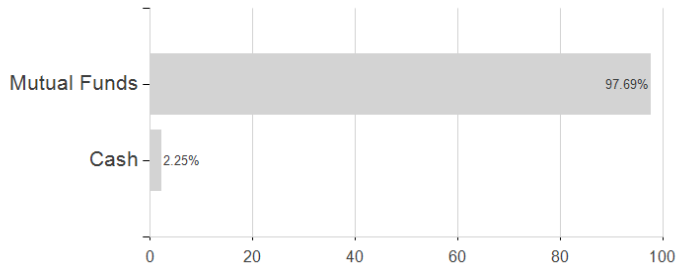
Germany

1 Important note on update status: The displayed date refers exclusively to the calculation of the NAV.
 2 The Mountain-View Data Fund Rating calculates a comparative ranking for funds using yield, volatility and trend data. For more information visit [MVD Funds Rating](#)
 3 Displays the Ethical-Dynamical Ratio calculated according to standard criteria. The maximum value is 100. For more information visit [EDA](#)

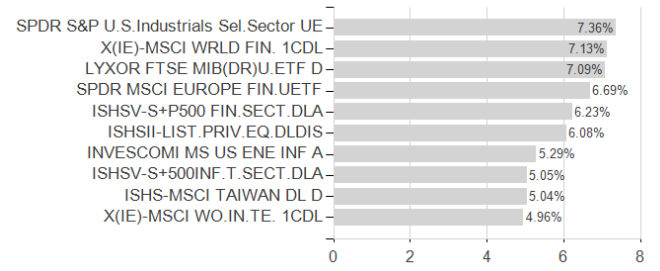
SGKB Aktien Trend V1 / DE000SGKB0M1 / SGKB0M / Universal-Investment

Assessment Structure

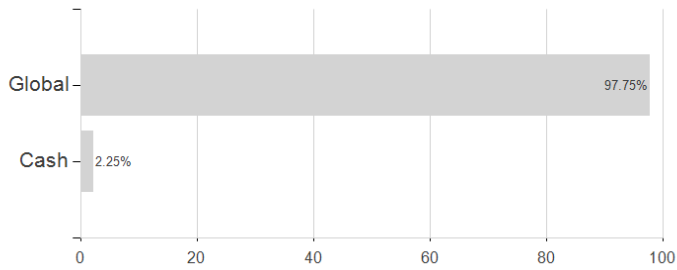
Assets



Largest positions



Countries



Branches

