

F.GI.Sukuk Fd.C USD / LU2279959808 / FT0056 / Franklin Templeton

Last 09/25/2024 ¹	Region	Branch	Type of yield	Type
8.39 USD	Worldwide	Bonds: Mixed	paying dividend	Fixed-Income Fund



Risk key figures

SRI: 1 2 3 4 5 6 7

Mountain-View Funds Rating²: EDA³

73

Yearly Performance

2023: +4.19%

Master data		Conditions		Other figures	
Fund type	Single fund	Issue surcharge	0.00%	Minimum investment	USD 1,000.00
Category	Bonds	Planned administr. fee	0.00%	Savings plan	-
Sub category	Bonds: Mixed	Deposit fees	0.01%	UCITS / OGAW	Yes
Fund domicile	Luxembourg	Redemption charge	1.00%	Performance fee	0.00%
Tranch volume	-	Ongoing charges	-	Redeployment fee	0.00%
Total volume	(02/29/2024) USD 659.43 mill.	Dividends		Investment company	
Launch date	1/6/2021	09.09.2024	0.07 USD	Franklin Templeton	
KESt report funds	No	08.08.2024	0.04 USD	Schottenring 16, 2.OG, 1010, Wien	
Business year start	01.11.	08.07.2024	0.03 USD	Austria	
Sustainability type	-	10.06.2024	0.03 USD	https://www.franklintempleton.at	
Fund manager	-	08.05.2024	0.03 USD		

Performance	1M	6M	YTD	1Y	2Y	3Y	5Y	Since start
Performance	+0.80%	+4.50%	+3.52%	+8.14%	-	-	-	+9.69%
Performance p.a.	-	-	-	+8.12%	-	-	-	+5.14%
Sharpe ratio	2.85	1.92	0.50	1.49	-	-	-	0.54
Volatility	2.40%	3.01%	2.88%	3.17%	0.00%	0.00%	0.00%	3.22%
Worst month	-	-1.48%	-1.48%	-1.68%	-1.68%	0.00%	0.00%	-1.68%
Best month	-	1.80%	2.93%	3.14%	3.14%	0.00%	0.00%	3.14%
Maximum loss	-0.48%	-1.72%	-2.29%	-2.53%	0.00%	0.00%	0.00%	-

Distribution permission

Switzerland, Luxembourg, Czech Republic

¹ Important note on update status: The displayed date refers exclusively to the calculation of the NAV.

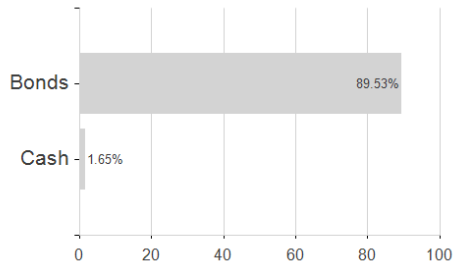
² The Mountain-View Data Fund Rating calculates a comparative ranking for funds using yield, volatility and trend data. For more information visit [MVD Funds Rating](#)

³ Displays the Ethical-Dynamical Ratio calculated according to standard criteria. The maximum value is 100. For more information visit [EDA](#)


F.GI.Sukuk Fd.C USD / LU2279959808 / FT0056 / Franklin Templeton

Assessment Structure

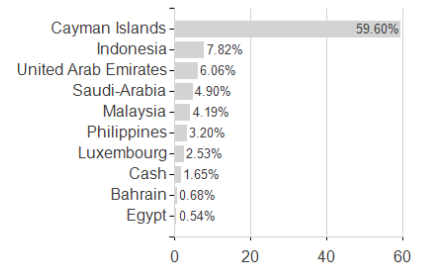
Assets



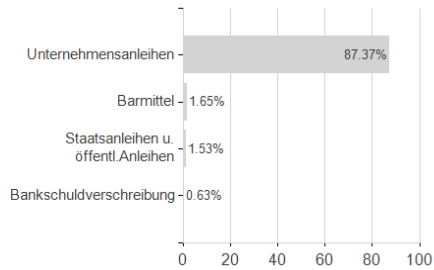
Largest positions



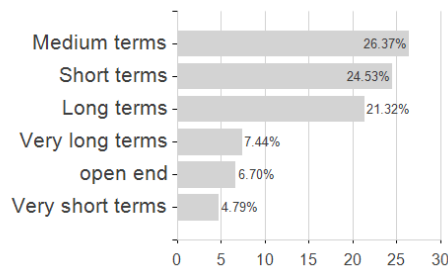
Countries



Issuer



Duration



Currencies

