

F.GI.Inc.Fd.I USD / LU2129690108 / A2P1ST / Franklin Templeton

Last 10/10/2024 ¹	Region	Branch	Type of yield	Type
13.16 USD	Worldwide	Mixed Fund/Balanced	reinvestment	Mixed Fund



Risk key figures

SRI	1	2	3	4	5	6	7
Mountain-View Funds Rating ²	EDA ³						
	-						

Yearly Performance

2023	+8.27%
------	--------

Master data		Conditions		Other figures	
Fund type	Single fund	Issue surcharge	0.00%	Minimum investment	USD 5,000,000.00
Category	Mixed Fund	Planned administr. fee	0.00%	Savings plan	-
Sub category	Mixed Fund/Balanced	Deposit fees	0.14%	UCITS / OGAW	Yes
Fund domicile	Luxembourg	Redemption charge	0.00%	Performance fee	0.00%
Tranch volume	-	Ongoing charges	-	Redeployment fee	0.00%
Total volume	(11/30/2022) USD 198.98 mill.	Dividends		Investment company	
Launch date	6/18/2020	Franklin Templeton			
KESt report funds	Yes	Schottenring 16, 2.OG, 1010, Wien			
Business year start	01.07.	Austria			
Sustainability type	-	https://www.franklintempleton.at			
Fund manager	Edward D. Perks, Todd Brighton, Brendan Circle				

Performance	1M	6M	YTD	1Y	2Y	3Y	5Y	Since start
Performance	+0.69%	+8.49%	+8.05%	+15.95%	-	-	-	+18.03%
Performance p.a.	-	-	-	+15.90%	-	-	-	+9.18%
Sharpe ratio	1.41	2.70	1.41	2.20	-	-	-	0.98
Volatility	3.90%	5.39%	5.18%	5.78%	0.00%	0.00%	0.00%	6.09%
Worst month	-	-1.94%	-1.94%	-2.90%	-2.90%	0.00%	0.00%	-2.90%
Best month	-	3.31%	4.46%	5.43%	5.43%	0.00%	0.00%	5.43%
Maximum loss	-1.13%	-1.61%	-3.08%	-3.08%	0.00%	0.00%	0.00%	-

Distribution permission

Austria, Germany, Switzerland, Luxembourg, Czech Republic

1 Important note on update status: The displayed date refers exclusively to the calculation of the NAV.

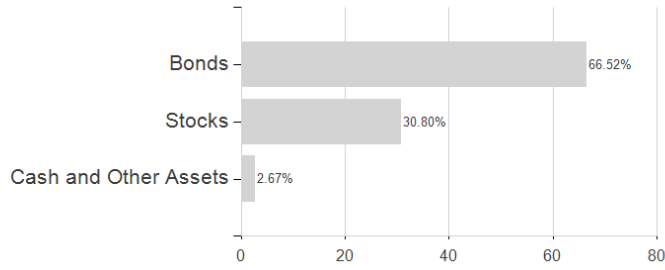
2 The Mountain-View Data Fund Rating calculates a comparative ranking for funds using yield, volatility and trend data. For more information visit [MVD Funds Rating](#)

3 Displays the Ethical-Dynamical Ratio calculated according to standard criteria. The maximum value is 100. For more information visit [EDA](#)

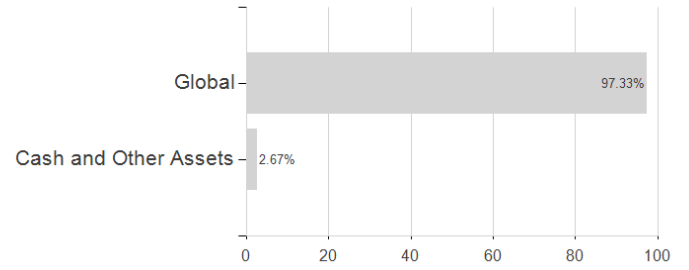
F.GI.Inc.Fd.I USD / LU2129690108 / A2P1ST / Franklin Templeton

Assessment Structure

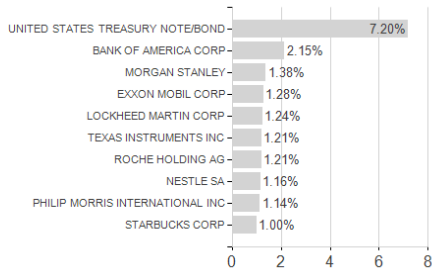
Assets



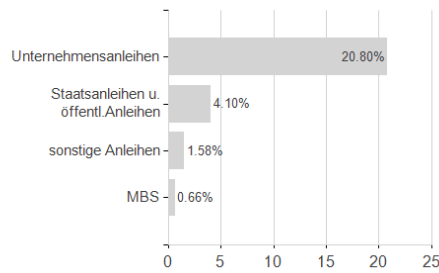
Countries



Largest positions



Issuer



Branches

