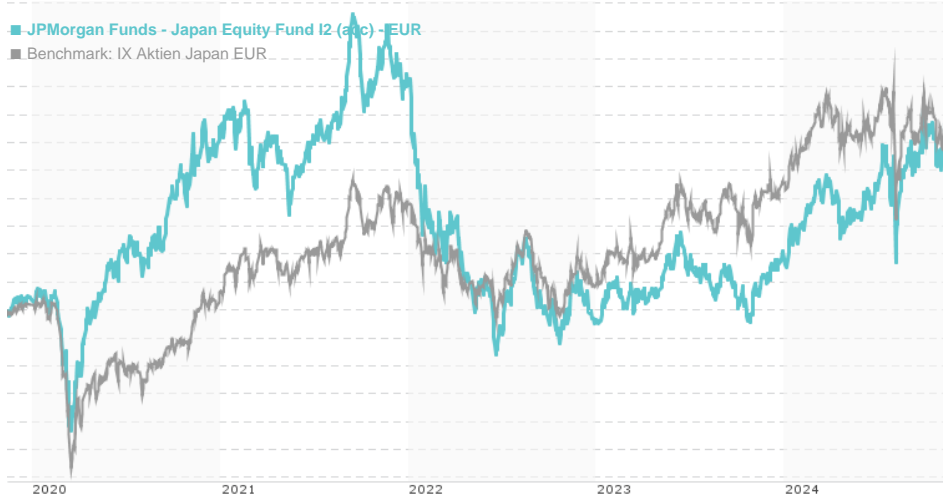


JPMorgan Funds - Japan Equity Fund I2 (acc) - EUR / LU1814673478 / A2JK73 / JPMorgan AM (EU)

Last 11/12/2024 ¹	Country	Branch	Type of yield	Type
142.39 EUR	Japan	Mixed Sectors	reinvestment	Equity Fund



Risk key figures

SRI	1	2	3	4	5	6	7
-----	---	---	---	---	---	---	---

Mountain-View Funds Rating ²	EDA ³
▲▲▲▲▲	74

Yearly Performance

2023	+12.22%
2022	-29.85%
2021	+5.65%
2020	+30.25%
2019	+32.41%

Master data		Conditions		Other figures	
Fund type	Single fund	Issue surcharge	0.00%	Minimum investment	USD 100,000,000.00
Category	Equity	Planned administr. fee	0.00%	Savings plan	-
Sub category	Mixed Sectors	Deposit fees	0.00%	UCITS / OGAW	Yes
Fund domicile	Luxembourg	Redemption charge	0.00%	Performance fee	0.00%
Tranch volume	(11/12/2024) JPY 95.52 mill.	Ongoing charges	-	Redeployment fee	0.00%
Total volume	(11/12/2024) JPY 386,521.59 mill.	Dividends		Investment company	
Launch date	6/8/2018	JPMorgan AM (EU)			
KESr report funds	No	PO Box 275, 2012, Luxembourg			
Business year start	01.07.	Luxembourg			
Sustainability type	-	https://www.jpmorganassetmanagement.de			
Fund manager	Nicholas Weindling, Miyako Urabe, Shoichi Mizusawa				

Performance	1M	6M	YTD	1Y	2Y	3Y	5Y	Since start
Performance	-0.05%	+14.54%	+20.97%	+29.43%	+27.88%	-8.88%	+33.26%	+42.39%
Performance p.a.	-	-	-	+29.43%	+13.10%	-3.05%	+5.90%	+5.64%
Sharpe ratio	-0.18	1.03	0.92	1.18	0.52	-0.29	0.14	0.13
Volatility	20.60%	27.19%	23.61%	22.50%	19.49%	21.25%	21.05%	20.50%
Worst month	-	-1.35%	-5.94%	-5.94%	-5.94%	-15.98%	-15.98%	-15.98%
Best month	-	4.20%	4.75%	6.44%	6.44%	12.73%	12.73%	12.73%
Maximum loss	-6.36%	-16.12%	-16.12%	-16.12%	-16.12%	-38.98%	-39.74%	-

Distribution permission

Austria, Germany, Switzerland, Czech Republic

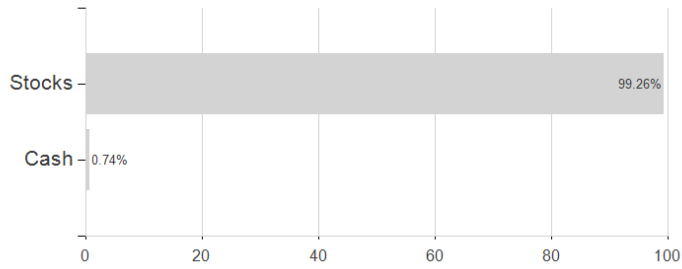
¹ Important note on update status: The displayed date refers exclusively to the calculation of the NAV.
² The Mountain-View Data Fund Rating calculates a comparative ranking for funds using yield, volatility and trend data. For more information visit [MVD Funds Rating](#)

JPMorgan Funds - Japan Equity Fund I2 (acc) - EUR / LU1814673478 / A2JK73 / JPMorgan AM (EU)

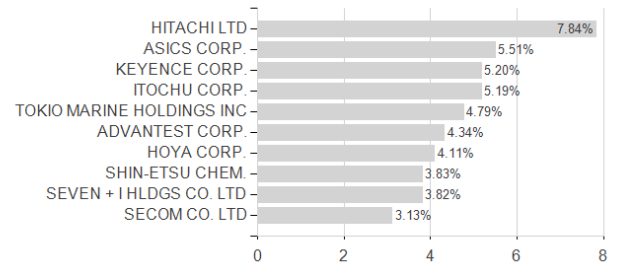
3 Displays the Ethical-Dynamical Ratio calculated according to standard criteria. The maximum value is 100. For more information visit [EDA](#)

Assessment Structure

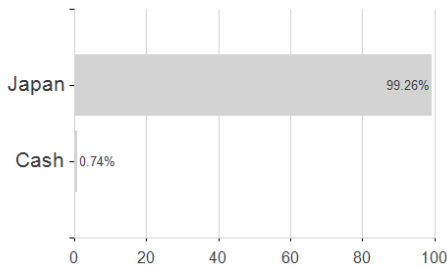
Assets



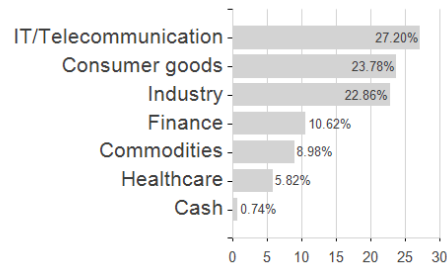
Largest positions



Countries



Branches



Currencies

