

F.Technology Fd.W-H1 EUR H / LU1803069191 / A2JHHV / Franklin Templeton

Last 07/30/2024 ¹	Region	Branch	Type of yield	Type
22.18 EUR	Worldwide	Sector Technology	reinvestment	Equity Fund



Risk key figures

SRI: 1 2 3 4 **5** 6 7

Mountain-View Funds Rating²: **EDA³**

▲▲▲▲▲ 78

Yearly Performance

2023: +50.22%

Master data		Conditions		Other figures	
Fund type	Single fund	Issue surcharge	0.00%	Minimum investment	USD 1,000.00
Category	Equity	Planned administr. fee	0.00%	Savings plan	-
Sub category	Sector Technology	Deposit fees	0.14%	UCITS / OGAW	Yes
Fund domicile	Luxembourg	Redemption charge	0.00%	Performance fee	0.00%
Tranch volume	-	Ongoing charges	-	Redeployment fee	0.00%
Total volume	(06/28/2024) USD 11,509.25 mill.	Dividends		Investment company	
Launch date	4/6/2018	Franklin Templeton			
KEST report funds	Yes	Schottenring 16, 2.OG, 1010, Wien			
Business year start	01.07.	Austria			
Sustainability type	-	https://www.franklintempleton.at			
Fund manager	Jonathan T. Curtis, Dan H. Searle III, Matthew Cioppa				

Performance	1M	6M	YTD	1Y	2Y	3Y	5Y	Since start
Performance	-7.89%	+3.89%	+10.18%	+16.31%	-	-	-	+52.75%
Performance p.a.	-	-	-	+16.31%	-	-	-	+29.07%
Sharpe ratio	-2.64	0.20	0.69	0.61	-	-	-	1.15
Volatility	25.79%	21.54%	21.38%	20.80%	0.00%	0.00%	0.00%	22.21%
Worst month	-	-7.31%	-7.31%	-7.31%	-7.31%	0.00%	0.00%	-7.31%
Best month	-	8.43%	8.43%	14.33%	14.33%	0.00%	0.00%	14.33%
Maximum loss	-10.60%	-10.60%	-10.60%	-14.84%	0.00%	0.00%	0.00%	-

Distribution permission
Austria, Germany, Switzerland, Luxembourg

¹ Important note on update status: The displayed date refers exclusively to the calculation of the NAV.

² The Mountain-View Data Fund Rating calculates a comparative ranking for funds using yield, volatility and trend data. For more information visit [MVD Funds Rating](#)

DISCLAIMER: The information on this page are for informational purposes only and should neither an offer to sell nor a solicitation for the purchase of the security or recommendation in favor of the security to be understood. baha GmbH assumes no liability despite thorough searches for the accuracy of the data.

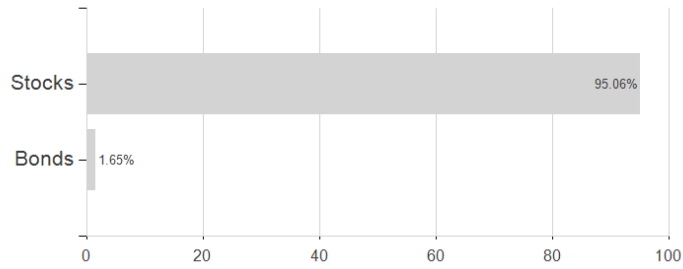
Funds data from: www.mountain-view.com. Fact Sheet created by: www.baha.com

F.Technology Fd.W-H1 EUR H / LU1803069191 / A2JHHV / Franklin Templeton

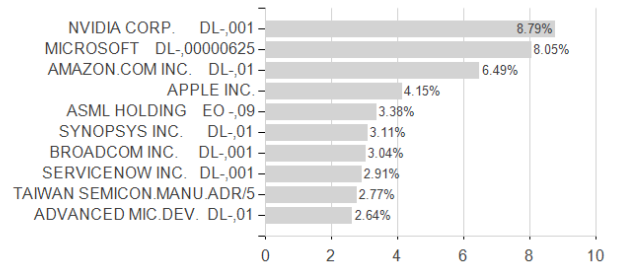
3 Displays the Ethical-Dynamical Ratio calculated according to standard criteria. The maximum value is 100. For more information visit [EDA](#)

Assessment Structure

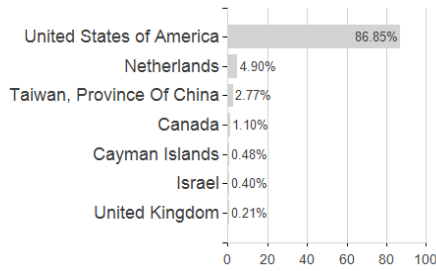
Assets



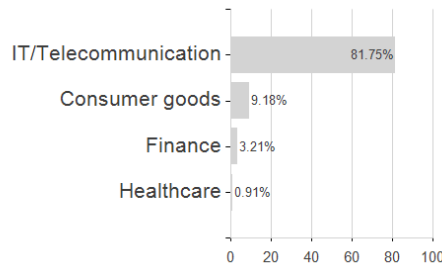
Largest positions



Countries



Branches



Currencies

