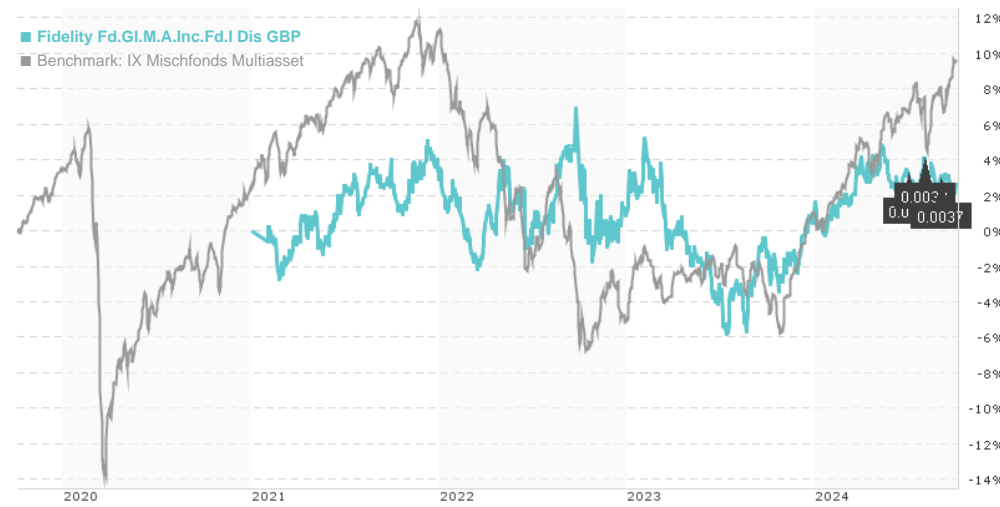


Fidelity Fd.GI.M.A.Inc.Fd.I Dis GBP / LU1961888945 / FF0118 / FIL IM (LU)

Last 10/02/2024 ¹	Region	Branch	Type of yield	Type
0.88 GBP	Worldwide	Multi-asset	paying dividend	Mixed Fund



Risk key figures				
SRI	1	2	3	4 5 6 7
Mountain-View Funds Rating ²	EDA ³			
	74			

Yearly Performance	
2023	+0.13%
2022	-1.98%
2021	+2.96%

Master data		Conditions		Other figures	
Fund type	Single fund	Issue surcharge	0.00%	Minimum investment	USD 10,000,000.00
Category	Mixed Fund	Planned administr. fee	0.00%	Savings plan	-
Sub category	Multi-asset	Deposit fees	0.00%	UCITS / OGAW	Yes
Fund domicile	Luxembourg	Redemption charge	0.00%	Performance fee	0.00%
Tranch volume	(10/02/2024) USD 22.16 mill.	Ongoing charges	-	Redeployment fee	0.00%
Total volume	(08/30/2024) USD 5,060.27 mill.	Dividends		Investment company	
Launch date	3/13/2019	02.09.2024	0.00 GBP	FIL IM (LU)	
KEST report funds	No	01.08.2024	0.00 GBP	Kärntner Straße 9, Top 8, 1010, Wien	
Business year start	01.05.	01.07.2024	0.00 GBP	Austria	
Sustainability type	-	03.06.2024	0.00 GBP	https://www.fidelity.at	
Fund manager	Talib Sheikh, Becky Qin, George Efstathiopoulos	01.05.2024	0.00 GBP		

Performance	1M	6M	YTD	1Y	2Y	3Y	5Y	Since start
Performance	-0.34%	-0.81%	+1.61%	+3.85%	+0.62%	+0.08%	-	+2.68%
Performance p.a.	-	-	-	+3.84%	+0.31%	+0.03%	-	+0.71%
Sharpe ratio	-1.65	-0.89	-0.21	0.11	-0.36	-0.40	-	-0.34
Volatility	4.43%	5.44%	5.22%	5.53%	8.18%	8.01%	0.00%	7.58%
Worst month	-	-1.13%	-1.13%	-1.67%	-7.23%	-7.23%	0.00%	-7.23%
Best month	-	0.67%	2.94%	2.94%	2.94%	3.83%	0.00%	3.83%
Maximum loss	-1.25%	-3.01%	-3.01%	-3.01%	-10.51%	-11.95%	0.00%	-

Distribution permission

Austria, Germany, Switzerland, Luxembourg, Czech Republic

1 Important note on update status: The displayed date refers exclusively to the calculation of the NAV.

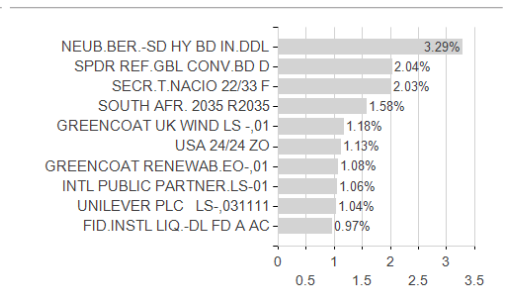
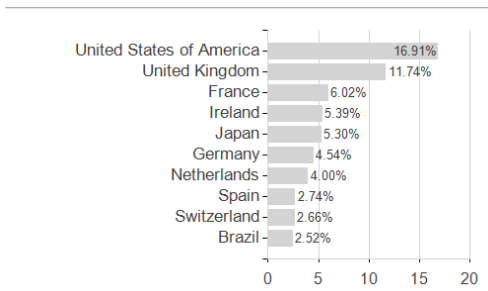
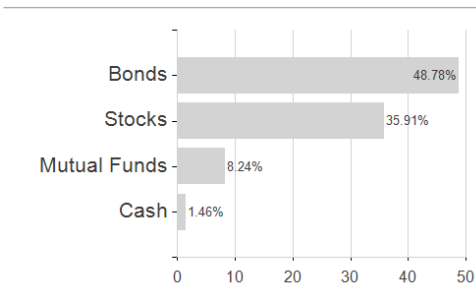
2 The Mountain-View Data Fund Rating calculates a comparative ranking for funds using yield, volatility and trend data. For more information visit [MVD Funds Rating](#)

3 Displays the Ethical-Dynamical Ratio calculated according to standard criteria. The maximum value is 100. For more information visit [EDA](#)

Fidelity Fd.GI.M.A.Inc.Fd.I Dis GBP / LU1961888945 / FF0118 / FIL IM (LU)

Assessment Structure

Assets Countries Largest positions



Issuer

Duration

Currencies

