

F.Inc.Fd.W USD / LU1527735523 / A2DG76 / Franklin Templeton

Last 10/17/2024 <sup>1</sup>	Country	Branch	Type of yield	Type
9.29 USD	United States of America	Mixed fund/flexible	paying dividend	Mixed Fund



Risk key figures

SRI	1	2	3	4	5	6	7
Mountain-View Funds Rating <sup>2</sup>	EDA <sup>3</sup>						54

Yearly Performance

2023	+7.80%
2022	-6.64%
2021	+14.68%
2020	+2.05%
2019	+14.69%

Master data		Conditions		Other figures	
Fund type	Single fund	Issue surcharge	0.00%	Minimum investment	USD 1,000.00
Category	Mixed Fund	Planned administr. fee	0.00%	Savings plan	-
Sub category	Mixed fund/flexible	Deposit fees	0.14%	UCITS / OGAW	Yes
Fund domicile	Luxembourg	Redemption charge	0.00%	Performance fee	0.00%
Tranch volume	-	Ongoing charges	-	Redeployment fee	0.00%
Total volume	(09/30/2024) USD 6,820.83 mill.	<b>Dividends</b>		<b>Investment company</b>	
Launch date	12/16/2016	08.10.2024	0.06 USD	Franklin Templeton	
KEST report funds	Yes	09.09.2024	0.06 USD	Schottenring 16, 2.OG, 1010, Wien	
Business year start	01.07.	08.08.2024	0.06 USD	Austria	
Sustainability type	-	08.07.2024	0.06 USD	https://www.franklintempleton.at	
Fund manager	Edward D. Perks, Brendan Circle, Todd Brighton	10.06.2024	0.06 USD		

Performance	1M	6M	YTD	1Y	2Y	3Y	5Y	Since start
Performance	+0.67%	+10.24%	+9.95%	+18.33%	+26.32%	+14.58%	+32.76%	+52.38%
Performance p.a.	-	-	-	+18.28%	+12.37%	+4.64%	+5.82%	+5.52%
Sharpe ratio	1.52	3.92	1.96	2.74	1.38	0.18	0.25	0.25
Volatility	3.47%	4.65%	4.84%	5.52%	6.63%	8.15%	10.50%	9.16%
Worst month	-	-1.75%	-1.75%	-2.99%	-2.99%	-6.80%	-11.23%	-11.23%
Best month	-	3.17%	4.04%	5.55%	5.55%	5.55%	8.87%	8.87%
Maximum loss	-0.75%	-1.74%	-2.97%	-2.97%	-7.57%	-15.15%	-23.47%	-

Distribution permission

Austria, Germany, Switzerland, Luxembourg, Czech Republic

1 Important note on update status: The displayed date refers exclusively to the calculation of the NAV.

2 The Mountain-View Data Fund Rating calculates a comparative ranking for funds using yield, volatility and trend data. For more information visit [MVD Funds Rating](#)

3 Displays the Ethical-Dynamical Ratio calculated according to standard criteria. The maximum value is 100. For more information visit [EDA](#)

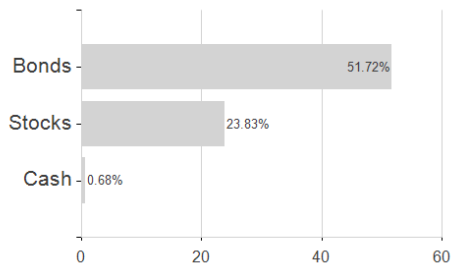
**F.Inc.Fd.W USD / LU1527735523 / A2DG76 / Franklin Templeton**

**Investment goal**

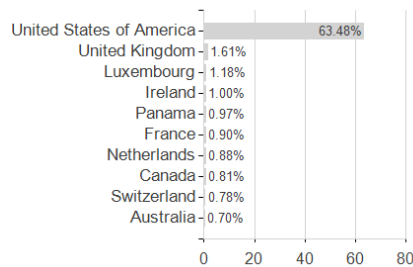
The Fund aims to maximise income while maintaining prospects for capital appreciation by investing primarily in equity securities and long & short-term debt securities. The Fund may invest up to 25 % of its net assets in non-U.S. securities.

**Assessment Structure**

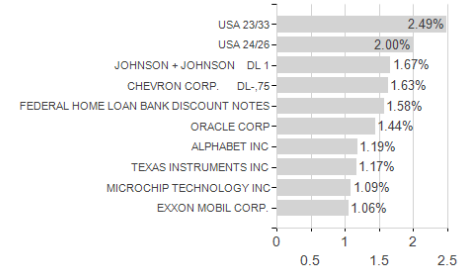
**Assets**



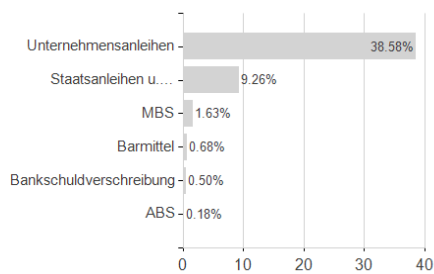
**Countries**



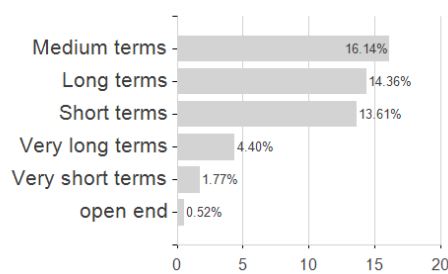
**Largest positions**



**Issuer**



**Duration**



**Currencies**

