

F.GI.Multi-Asset I.Fd.G EUR / LU1573966253 / A3EBK4 / Franklin Templeton

Last 07/30/2024 <sup>1</sup>	Region	Branch	Type of yield	Type
7.54 EUR	Worldwide	Multi-asset	paying dividend	Mixed Fund



Risk key figures

SRI	1	2	3	4	5	6	7	
Mountain-View Funds Rating <sup>2</sup>							EDA <sup>3</sup>	73

Yearly Performance

2023	+6.45%
2022	-10.90%
2021	+14.26%
2020	+0.12%
2019	+8.93%

Master data		Conditions		Other figures	
Fund type	Single fund	Issue surcharge	0.00%	Minimum investment	USD 1,000.00
Category	Mixed Fund	Planned administr. fee	0.00%	Savings plan	-
Sub category	Multi-asset	Deposit fees	0.14%	UCITS / OGAW	Yes
Fund domicile	Luxembourg	Redemption charge	5.00%	Performance fee	0.00%
Tranch volume	-	Ongoing charges	-	Redeployment fee	0.00%
Total volume	(06/28/2024) USD 134.88 mill.	Dividends		Investment company	
Launch date	4/21/2017	08.07.2024	0.10 EUR	Franklin Templeton	
KESt report funds	No	08.04.2024	0.10 EUR	Schottenring 16, 2.OG, 1010, Wien	
Business year start	01.07.	09.01.2024	0.08 EUR	Austria	
Sustainability type	-	09.10.2023	0.07 EUR	https://www.franklintempleton.at	
Fund manager	Matthias Hoppe, Todd Brighton	10.07.2023	0.08 EUR		

Performance	1M	6M	YTD	1Y	2Y	3Y	5Y	Since start
Performance	+0.07%	+2.97%	+2.92%	+5.08%	+2.83%	+2.51%	+12.84%	+3.43%
Performance p.a.	-	-	-	+5.08%	+1.41%	+0.83%	+2.44%	+0.46%
Sharpe ratio	-0.46	0.45	0.28	0.27	-0.34	-0.38	-0.13	-0.41
Volatility	5.92%	5.39%	5.28%	5.37%	6.56%	7.38%	8.82%	7.80%
Worst month	-	-2.50%	-2.50%	-2.50%	-4.98%	-5.33%	-7.15%	-7.15%
Best month	-	2.24%	3.97%	3.97%	5.68%	5.68%	5.68%	5.68%
Maximum loss	-1.96%	-2.90%	-2.90%	-4.89%	-8.86%	-12.34%	-15.48%	-

Distribution permission

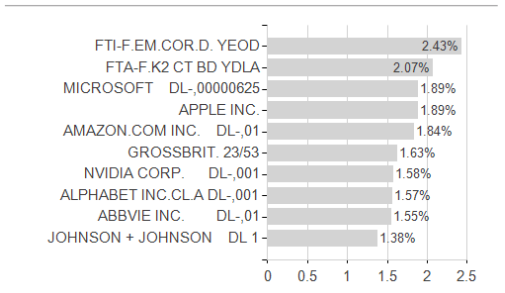
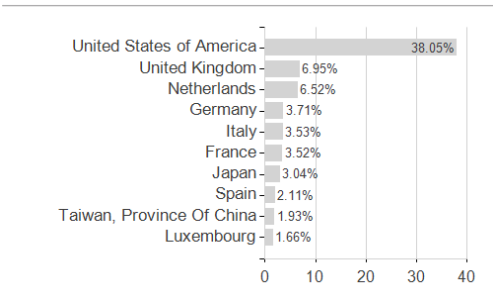
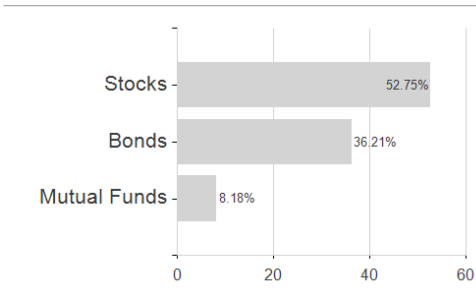
Austria, Germany, Switzerland

<sup>1</sup> Important note on update status: The displayed date refers exclusively to the calculation of the NAV.  
<sup>2</sup> The Mountain-View Data Fund Rating calculates a comparative ranking for funds using yield, volatility and trend data. For more information visit [MVD Funds Rating](#)  
<sup>3</sup> Displays the Ethical-Dynamical Ratio calculated according to standard criteria. The maximum value is 100. For more information visit [EDA](#)

**F.GI.Multi-Asset I.Fd.G EUR / LU1573966253 / A3EBK4 / Franklin Templeton**

**Assessment Structure**

**Assets Countries Largest positions**



**Issuer**

**Duration**

**Currencies**

