

Fidelity Fd.GI.Div.Fd.A Dis USD H / LU1481011911 / FF0102 / FIL IM (LU)

Last 10/14/2024 <sup>1</sup>	Region	Branch	Type of yield	Type
17.46 USD	Worldwide	Mixed Sectors	paying dividend	Equity Fund



Risk key figures

SRI	1	2	3	4	5	6	7
Mountain-View Funds Rating <sup>2</sup>	EDA <sup>3</sup>						
	73						

Yearly Performance

2023	+14.29%
2022	-6.80%
2021	+13.30%

Master data		Conditions		Other figures	
Fund type	Single fund	Issue surcharge	5.25%	Minimum investment	USD 2,500.00
Category	Equity	Planned administr. fee	0.00%	Savings plan	-
Sub category	Mixed Sectors	Deposit fees	0.00%	UCITS / OGAW	Yes
Fund domicile	Luxembourg	Redemption charge	0.00%	Performance fee	0.00%
Tranch volume	(10/14/2024) EUR 78.92 mill.	Ongoing charges	-	Redeployment fee	0.00%
Total volume	(09/30/2024) EUR 12,349.02 mill.	<b>Dividends</b>		<b>Investment company</b>	
Launch date	9/12/2016	01.10.2024	0.03 USD	FIL IM (LU)	
KESr report funds	No	02.09.2024	0.03 USD	Kärntner Straße 9, Top 8, 1010, Wien	
Business year start	01.05.	01.08.2024	0.03 USD	Austria	
Sustainability type	-	01.07.2024	0.03 USD	https://www.fidelity.at	
Fund manager	Daniel Roberts	03.06.2024	0.03 USD		

Performance	1M	6M	YTD	1Y	2Y	3Y	5Y	Since start
Performance	+2.01%	+14.83%	+20.42%	+26.84%	+48.99%	+36.22%	-	+45.32%
Performance p.a.	-	-	-	+26.92%	+22.03%	+10.84%	-	+10.40%
Sharpe ratio	4.17	3.24	2.97	3.11	2.20	0.74	-	0.72
Volatility	6.35%	8.87%	7.93%	7.67%	8.58%	10.37%	0.00%	10.08%
Worst month	-	-1.74%	-1.74%	-1.85%	-2.39%	-5.66%	0.00%	-5.66%
Best month	-	3.86%	3.86%	5.32%	5.32%	6.37%	0.00%	6.40%
Maximum loss	-1.47%	-4.45%	-4.45%	-4.45%	-4.87%	-15.32%	0.00%	-

Distribution permission

Austria, Germany, Switzerland, Czech Republic

<sup>1</sup> Important note on update status: The displayed date refers exclusively to the calculation of the NAV.

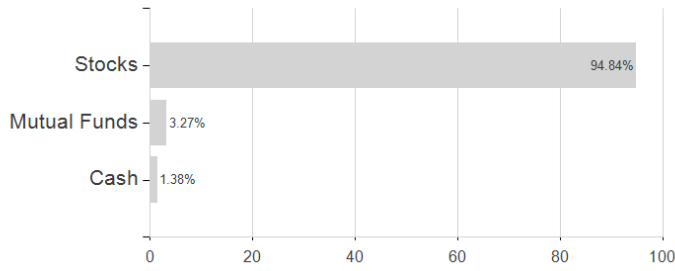
<sup>2</sup> The Mountain-View Data Fund Rating calculates a comparative ranking for funds using yield, volatility and trend data. For more information visit [MVD Funds Rating](#)

<sup>3</sup> Displays the Ethical-Dynamical Ratio calculated according to standard criteria. The maximum value is 100. For more information visit [EDA](#)

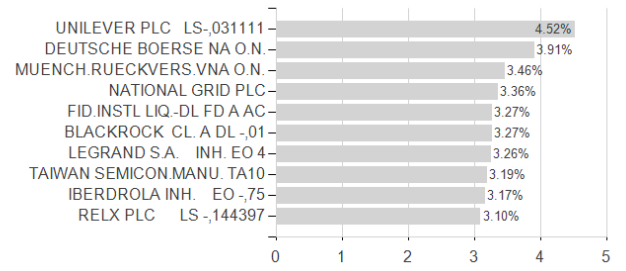
**Fidelity Fd.GI.Div.Fd.A Dis USD H / LU1481011911 / FF0102 / FIL IM (LU)**

**Assessment Structure**

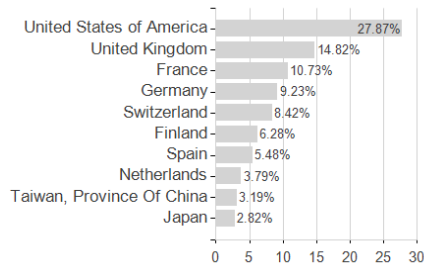
**Assets**



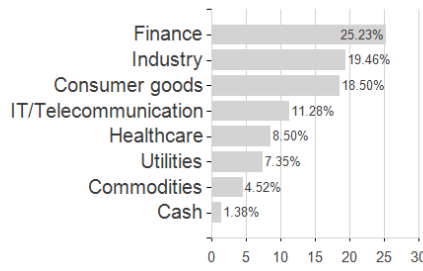
**Largest positions**



**Countries**



**Branches**



**Currencies**

