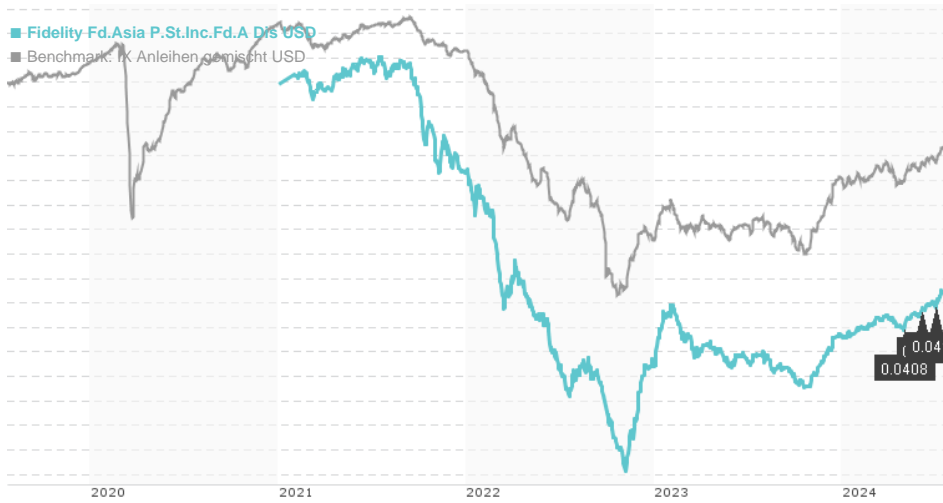


Fidelity Fd.Asia P.St.Inc.Fd.A Dis USD / LU1509826852 / FF0037 / FIL IM (LU)

| | | | | |
|------------------------------|--------------|--------------|-----------------|-------------------|
| Last 07/23/2024 ¹ | Region | Branch | Type of yield | Type |
| 5.85 USD | Asia/Pacific | Bonds: Mixed | paying dividend | Fixed-Income Fund |



Risk key figures

SRI 1 2 3 4 5 6 7

Mountain-View Funds Rating² EDA³



Yearly Performance

| | |
|------|---------|
| 2023 | +3.53% |
| 2022 | -17.24% |
| 2021 | -7.09% |

| Master data | | Conditions | | Other figures | |
|---------------------|---------------------------------------|------------------------|----------|--------------------------------------|--------------|
| Fund type | Single fund | Issue surcharge | 3.50% | Minimum investment | USD 2,500.00 |
| Category | Bonds | Planned administr. fee | 0.00% | Savings plan | - |
| Sub category | Bonds: Mixed | Deposit fees | 0.35% | UCITS / OGAW | Yes |
| Fund domicile | Luxembourg | Redemption charge | 0.00% | Performance fee | 0.00% |
| Tranch volume | (07/23/2024) USD 38.78 mill. | Ongoing charges | - | Redeployment fee | 0.00% |
| Total volume | (06/28/2024) USD 55.02 mill. | Dividends | | Investment company | |
| Launch date | 11/22/2016 | 01.07.2024 | 0.04 USD | FIL IM (LU) | |
| KESt report funds | No | 03.06.2024 | 0.04 USD | Kärntner Straße 9, Top 8, 1010, Wien | |
| Business year start | 01.05. | 01.05.2024 | 0.04 USD | Austria | |
| Sustainability type | - | 01.04.2024 | 0.04 USD | https://www.fidelity.at | |
| Fund manager | Morgan Lau, Tae Ho Ryu, Terrence Pang | 01.03.2024 | 0.04 USD | | |

| Performance | 1M | 6M | YTD | 1Y | 2Y | 3Y | 5Y | Since start |
|------------------|--------|--------|--------|--------|---------|---------|-------|-------------|
| Performance | +1.01% | +4.39% | +4.28% | +6.61% | +10.19% | -18.31% | - | -16.98% |
| Performance p.a. | - | - | - | +6.61% | +4.98% | -6.51% | - | -5.11% |
| Sharpe ratio | 3.06 | 2.05 | 1.60 | 0.91 | 0.22 | -1.59 | - | -1.45 |
| Volatility | 3.19% | 2.59% | 2.58% | 3.23% | 5.75% | 6.45% | 0.00% | 6.09% |
| Worst month | - | -1.27% | -1.27% | -1.34% | -6.20% | -6.20% | 0.00% | -6.20% |
| Best month | - | 1.38% | 2.41% | 3.14% | 5.75% | 5.75% | 0.00% | 5.75% |
| Maximum loss | -0.60% | -1.50% | -1.50% | -3.71% | -11.96% | -32.98% | 0.00% | - |

Distribution permission

Austria, Germany, Switzerland

1 Important note on update status: The displayed date refers exclusively to the calculation of the NAV.

2 The Mountain-View Data Fund Rating calculates a comparative ranking for funds using yield, volatility and trend data. For more information visit [MVD Funds Rating](#)

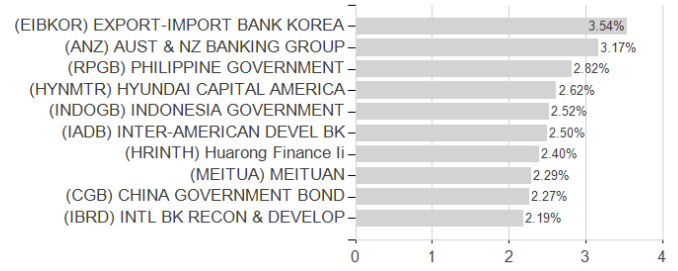
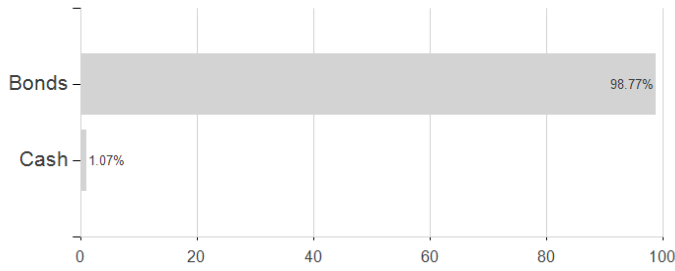
3 Displays the Ethical-Dynamical Ratio calculated according to standard criteria. The maximum value is 100. For more information visit [EDA](#)

Fidelity Fd.Asia P.St.Inc.Fd.A Dis USD / LU1509826852 / FF0037 / FIL IM (LU)

Assessment Structure

Assets

Largest positions



Countries

Rating

Issuer

