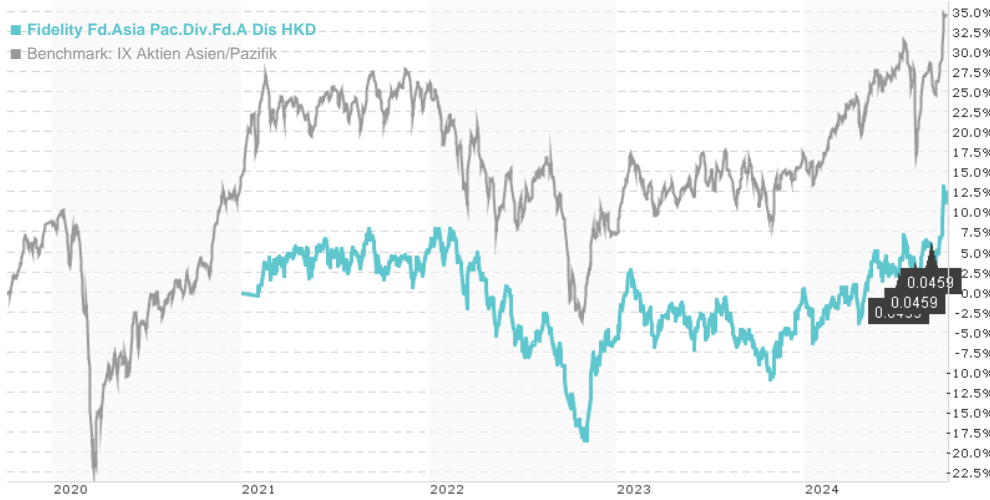


Fidelity Fd.Asia Pac.Div.Fd.A Dis HKD / LU1119993845 / FF0035 / FIL IM (LU)

Last 10/03/2024 ¹	Region	Branch	Type of yield	Type
14.25 HKD	Asia/Pacific	Mixed Sectors	paying dividend	Equity Fund



Risk key figures

SRI	1	2	3	4	5	6	7
Mountain-View Funds Rating ²	EDA ³						
	79						

Yearly Performance

2023	+6.76%
2022	-10.61%
2021	+5.40%

Master data		Conditions		Other figures	
Fund type	Single fund	Issue surcharge	5.25%	Minimum investment	USD 2,500.00
Category	Equity	Planned administr. fee	0.00%	Savings plan	-
Sub category	Mixed Sectors	Deposit fees	0.00%	UCITS / OGAW	Yes
Fund domicile	Luxembourg	Redemption charge	0.00%	Performance fee	0.00%
Tranch volume	(10/02/2024) USD 177.57 mill.	Ongoing charges	-	Redeployment fee	0.00%
Total volume	(08/30/2024) USD 340.82 mill.	Dividends		Investment company	
Launch date	10/16/2014	02.09.2024	0.05 HKD	FIL IM (LU)	
KESt report funds	No	01.08.2024	0.05 HKD	Kärntner Straße 9, Top 8, 1010, Wien	
Business year start	01.05.	01.07.2024	0.05 HKD	Austria	
Sustainability type	-	03.06.2024	0.05 HKD	https://www.fidelity.at	
Fund manager	Jochen Breuer	01.05.2024	0.05 HKD		

Performance	1M	6M	YTD	1Y	2Y	3Y	5Y	Since start
Performance	+6.82%	+11.71%	+11.51%	+23.07%	+31.07%	+10.06%	-	+12.17%
Performance p.a.	-	-	-	+23.00%	+14.46%	+3.25%	-	+3.11%
Sharpe ratio	7.28	1.61	0.96	1.56	0.87	0.00	-	-0.01
Volatility	16.47%	13.33%	12.83%	12.73%	12.88%	12.76%	0.00%	12.42%
Worst month	-	0.14%	-4.29%	-4.29%	-6.87%	-6.90%	0.00%	-6.90%
Best month	-	5.69%	5.69%	6.57%	13.78%	13.78%	0.00%	13.78%
Maximum loss	-1.87%	-7.26%	-7.26%	-7.26%	-13.27%	-24.56%	0.00%	-

Distribution permission

Austria, Germany, Switzerland, Czech Republic

1 Important note on update status: The displayed date refers exclusively to the calculation of the NAV.

2 The Mountain-View Data Fund Rating calculates a comparative ranking for funds using yield, volatility and trend data. For more information visit [MVD Funds Rating](#)

3 Displays the Ethical-Dynamical Ratio calculated according to standard criteria. The maximum value is 100. For more information visit [EDA](#)

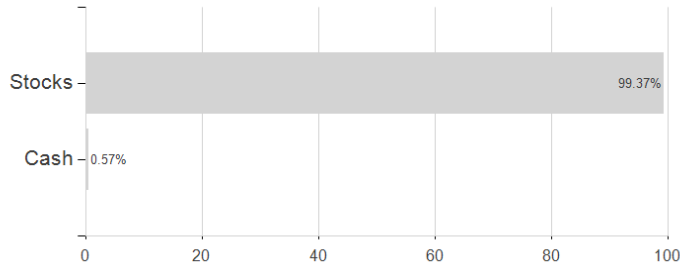
Fidelity Fd.Asia Pac.Div.Fd.A Dis HKD / LU1119993845 / FF0035 / FIL IM (LU)

Investment goal

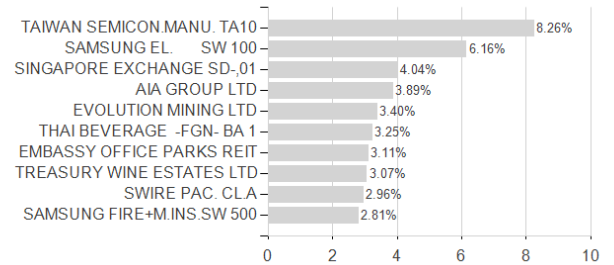
The fund aims to achieve income and longterm capital growth principally through investments in income producing equity securities of companies that have their head office or exercise a predominant part of their activity in the Asia Pacific region. The Investment Manager will select investments which it believes offer attractive dividend yields in addition to price appreciation.

Assessment Structure

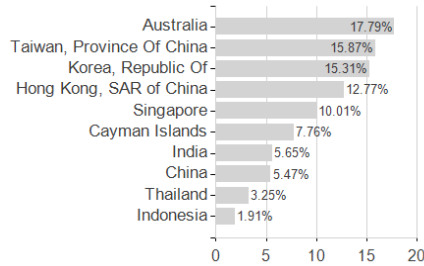
Assets



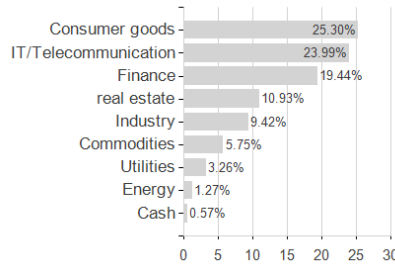
Largest positions



Countries



Branches



Currencies

