

Fidelity Fd.America Fd.W Acc GBP / LU1550162488 / FF0027 / FIL IM (LU)

| | | | | |
|------------------------------|--------------------------|---------------|---------------|-------------|
| Last 07/23/2024 ¹ | Country | Branch | Type of yield | Type |
| 1.60 GBP | United States of America | Mixed Sectors | reinvestment | Equity Fund |



Risk key figures

| | | | | | | | |
|---|------------------|---|---|---|---|---|---|
| SRI | 1 | 2 | 3 | 4 | 5 | 6 | 7 |
| Mountain-View Funds Rating ² | EDA ³ | | | | | | |
| | 65 | | | | | | |

Yearly Performance

| | |
|------|---------|
| 2023 | +11.43% |
| 2022 | -6.18% |
| 2021 | +20.96% |

| Master data | | Conditions | | Other figures | |
|---------------------|-----------------------------------|--------------------------------------|-------|---------------------------|--------------|
| Fund type | Single fund | Issue surcharge | 0.00% | Minimum investment | USD 2,500.00 |
| Category | Equity | Planned administr. fee | 0.00% | Savings plan | - |
| Sub category | Mixed Sectors | Deposit fees | 0.35% | UCITS / OGAW | Yes |
| Fund domicile | Luxembourg | Redemption charge | 0.00% | Performance fee | 0.00% |
| Tranch volume | (07/23/2024) USD 0.470 mill. | Ongoing charges | - | Redeployment fee | 0.00% |
| Total volume | (06/28/2024) USD 3,125.51 mill. | Dividends | | Investment company | |
| Launch date | 1/23/2017 | FIL IM (LU) | | | |
| KEST report funds | No | Kärntner Straße 9, Top 8, 1010, Wien | | | |
| Business year start | 01.05. | Austria | | | |
| Sustainability type | - | https://www.fidelity.at | | | |
| Fund manager | Rosanna Burcheri, Ashish Bhardwaj | | | | |

| Performance | 1M | 6M | YTD | 1Y | 2Y | 3Y | 5Y | Since start |
|------------------|--------|--------|--------|---------|---------|---------|-------|-------------|
| Performance | +2.11% | +9.23% | +8.49% | +12.23% | +17.77% | +22.38% | - | +37.20% |
| Performance p.a. | - | - | - | +12.23% | +8.54% | +6.96% | - | +9.32% |
| Sharpe ratio | 2.81 | 1.82 | 1.43 | 0.90 | 0.39 | 0.23 | - | 0.39 |
| Volatility | 9.38% | 8.60% | 8.47% | 9.49% | 12.34% | 14.45% | 0.00% | 14.24% |
| Worst month | - | -3.58% | -3.58% | -3.58% | -8.55% | -8.55% | 0.00% | -8.55% |
| Best month | - | 5.50% | 5.50% | 5.99% | 7.90% | 7.90% | 0.00% | 7.90% |
| Maximum loss | -1.54% | -4.71% | -4.71% | -8.18% | -13.40% | -17.87% | 0.00% | - |

Distribution permission

Austria, Germany, Switzerland

1 Important note on update status: The displayed date refers exclusively to the calculation of the NAV.

2 The Mountain-View Data Fund Rating calculates a comparative ranking for funds using yield, volatility and trend data. For more information visit [MVD Funds Rating](#)

DISCLAIMER: The information on this page are for informational purposes only and should neither an offer to sell nor a solicitation for the purchase of the security or recommendation in favor of the security to be understood. baha GmbH assumes no liability despite thorough searches for the accuracy of the data.

Funds data from: www.mountain-view.com. Fact Sheet created by: www.baha.com

Fidelity Fd.America Fd.W Acc GBP / LU1550162488 / FF0027 / FIL IM (LU)

Investment strategy

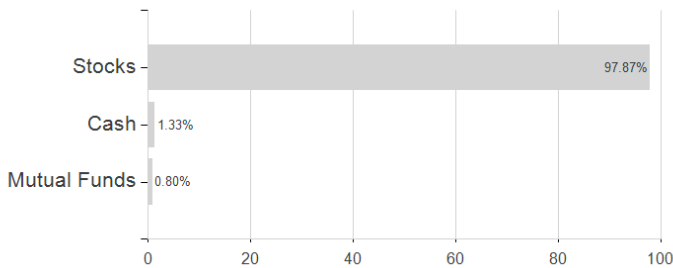
In actively managing the fund, the Investment Manager considers growth and valuation metrics, company financials, return on capital, cash flows and other measures, as well as company management, industry, economic conditions, and other factors. The Investment Manager also considers ESG characteristics when assessing investment risks and opportunities. In determining favourable ESG characteristics, the Investment Manager takes into account ESG ratings provided by Fidelity or external agencies. Through the investment management process, the Investment Manager aims to ensure that investee companies follow good governance practices. The fund adheres to the Fidelity Sustainable Investing Framework standards.

Investment goal

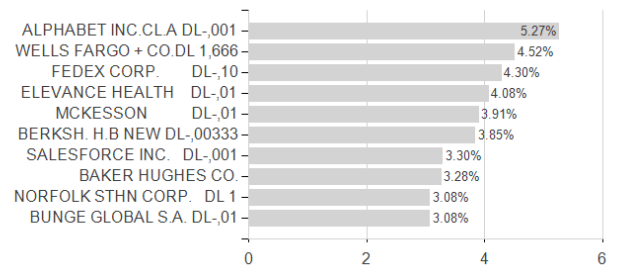
The fund aims to achieve capital growth over time. The fund invests at least 70% (and normally 75%) of its assets, in equities of companies that are listed, headquartered, or do most of their business in the US. The fund may also invest in money market instruments on an ancillary basis. The fund invests at least 50% of its assets in securities of companies with favourable environmental, social and governance (ESG) characteristics.

Assessment Structure

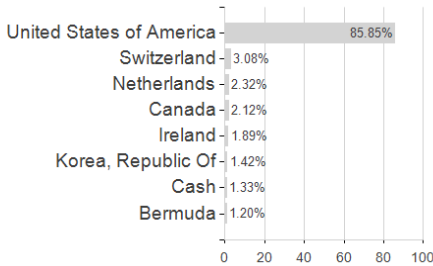
Assets



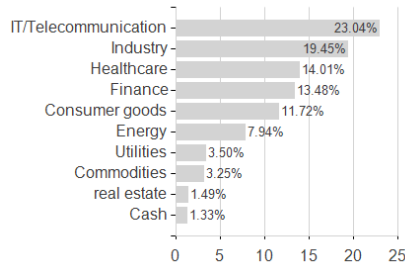
Largest positions



Countries



Branches



Currencies

